


Used Car Safety Ratings

BUYER'S
GUIDE

Passenger vehicles built 1982–2005

2007
UPDATE




IN A CRASH

how much is your
car likely to:

- protect you
- harm other road users?

ISSN 1176-9890 (07/07)



Land Transport NZ
Ikiiki Whenua Aotearoa



Australian Government
Australian Transport Safety Bureau



ROAD SAFETY
COUNCIL



Queensland
Government
Queensland Transport



New Zealand



vic roads

You've got your sights set on that car. It's the right price, looks good, and it's the perfect size for what you need. But there are two important factors you may not have thought about. Are your car's safety and design features likely to protect you in a crash? And, is your car likely to harm other road users?

Real world crash data analysed by Monash University's Accident Research Centre suggests that some used vehicle models offer drivers better protection from death or serious injury in a crash than others. The impact on other road users can also vary greatly.

It's worth taking a few minutes to read this brochure and find out how your vehicle compares. Those few minutes could save a life – your own, your passenger's or that of another road user.

PROTECTING YOU IN A CRASH

If all vehicle designs were equivalent to the safest model, the number of fatal and disabling crash injuries could be significantly reduced.

Safety design features that may significantly reduce the risk of death or injury include:

- crumple zones
- collapsible steering columns
- reinforced door frames
- front, side and curtain airbags
- seat belts designed to work with airbags.

The charts in this brochure show safety ratings for 279 vehicle models.

IF YOU CARE ABOUT YOUR SAFETY, CONSIDER CHOOSING ONE OF THE BEST-RATED MODELS.



IN A CRASH, HOW SERIOUSLY WOULD YOUR VEHICLE HARM ANOTHER ROAD USER?

Your vehicle may offer you some protection in a crash

– but how seriously is it likely to harm another road user, such as a pedestrian, a cyclist, a motorcyclist or the driver of the other vehicle involved in the crash? For example, the crash statistics studied by Monash University indicate that 4WDs are more likely to cause more serious injuries to other drivers, while small cars are less likely to inflict damage on the other party in a crash.

The charts provide you with a rating for this.

IF YOU CARE ABOUT THE SAFETY OF OTHERS, CONSIDER CHOOSING ONE OF THE BEST-RATED MODELS.

MYTHS ABOUT VEHICLE SAFETY

MYTH: You can take more risks if you've got a vehicle with safety features – they will save you in a crash. **FACT:** While safety features are more likely to increase your chances of surviving a crash, they don't make you indestructible. Safety features won't necessarily save you from death or serious injury, particularly if you're speeding or not wearing your seat belt.

MYTH: A safe vehicle is more expensive. **FACT:** Many reasonably priced makes and models score very well in the safety ratings and better than some of the more expensive models.

HOW THESE SAFETY RATINGS ARE CALCULATED

Crash records from over 2 million police-reported crashes in New Zealand and Australia between 1987 and 2005 were analysed by Monash University's Accident Research Centre in Melbourne.

Then, ratings on protection to drivers and harm to other road users were calculated using an internationally reviewed method.¹

The ratings on **protection to drivers** are influenced by the vehicle mass, the structural design of the vehicle body and what safety features, such as airbags and types of seat belts, are in the vehicle. There are 279 vehicle models with ratings for protection to drivers. This covers most of the Australian and New Zealand vehicle fleets.

The rating on **how much a vehicle could harm other road users in a crash** is influenced by the vehicle's mass, body stiffness and bonnet and bumper height. Some vehicle makes and models in this brochure have not been rated for harm to other road users due to insufficient data.

WON'T CERTAIN KINDS OF VEHICLES SCORE A GOOD RATING BECAUSE OF THE TYPES OF PEOPLE WHO DRIVE THEM OR WHERE THEY ARE DRIVEN?

These factors were taken into account as much as possible when the data was analysed. One rating measures how much the vehicle is likely to have protected its driver when a crash occurred. The other rating looks at crashes involving other road users and measures whether any were harmed and how seriously. Both ratings factor out the effect, as much as possible, of who was driving the vehicle – and where.

WHAT'S THE DIFFERENCE BETWEEN THESE RATINGS AND NEW CAR SAFETY RATINGS?

New car safety ratings (eg ANCAP) are determined by crash testing vehicles in a controlled laboratory setting while the used car safety ratings in this brochure are calculated using data from police reports on actual crashes. Research shows that the two ratings systems correlate well overall. However, the results should not be compared directly because the different sources of the ratings can lead to differences in the assessment of some vehicles.

Any vehicle safety rating system can only provide an indication of the relative levels of protection between vehicles you can expect in the event of a crash. Whether or not you die or are seriously injured in a crash also depends on how safely you drive your vehicle.

¹ Full technical details on how the ratings are calculated can be found in a downloadable report on the Monash University Accident Research Centre website www.monash.edu.au/muarc



CHANGES TO USED CAR SAFETY RATINGS BROCHURE SINCE THE 2006 EDITION

WHERE TO FIND OUT MORE

For more information or answers to frequently asked questions, visit the website of the organisation nearest to you:

New Zealand

Land Transport New Zealand: www.landtransport.govt.nz
Phone 0800 699 000

New Zealand Automobile Association: www.aa.co.nz
Phone 0800 500 333 (option 5)

Australia

Australian Transport Safety Bureau: www.atsb.gov.au

Victoria

RACV: www.racv.com.au Phone 03 9790 2190
VicRoads: www.vicroads.vic.gov.au
Transport Accident Commission: www.howsafeisyourcar.com.au

New South Wales

RTA: www.rta.nsw.gov.au Phone 1800 042 865
NRMA: www.mynrma.com.au Phone 1300 655 443

Western Australia

RAC: www.rac.com.au Phone 1800 502 328
Office of Road Safety: www.officeofroadsafety.wa.gov.au
Phone 08 9222 9922

Queensland

Queensland Transport: www.transport.qld.gov.au
RACQ Technical Advisory Service: www.racq.com
Phone 07 3666 9148 or 1800 623 456

South Australia

RAA: www.raa.net.au Phone 08 8202 4689

More makes/models

The 2007 update features 279 vehicles. More stringent criteria have been used to increase the accuracy of the ratings. New makes and models of used vehicles, as well as an additional year of crash data, have been added for this update.

Some ratings for individual makes/models have changed

The scores for each individual make/model are compared against the 'average' for all vehicles. Over time the 'average' performance of vehicles gets better, so that a particular vehicle may not seem to rate as well as it did compared with previous years.






An important finding of the Used Car Safety Ratings is that on average newer models provide their occupants with stronger protection in a crash. These improvements come from better structural designs, as well as an increase in the fitment of safety features such as front, side and curtain airbags, more advanced seat belt systems and even vehicle interiors built with plastics instead of steel that provide padding when struck by a human occupant.

However, while vehicle safety levels have improved over time on average, the Used Car Safety Ratings allow buyers to select the individual models that provide the best protection.




























































Buyers Guide to used Car Safety Ratings 2007

KEY

How much is your vehicle likely to protect you?	How seriously is your vehicle likely to harm another road user?
Significantly better than average 	✓✓ Significantly less harm to other road users than average
Better than average 	✓ Less harm than average
Average 	0 Average
Worse than average 	✗ More harm than average
Significantly worse than average 	✗✗ Significantly more harm than average






Where no rating is included, there was insufficient data available for that particular vehicle.

SMALL CARS

Make	Model	Year	How much is your vehicle likely to protect you?	How seriously is your vehicle likely to harm another road user?
Peugeot	306	94-01		0
Volkswagen	Golf/Bora	99-04		✓
Holden	Astra TS	98-05		✓
Toyota	Corolla	98-01		✓
Alfa Romeo	33	83-92		✓✓
Audi	A4	95-01		0
Daewoo	Nubira	97-03		✓
Daihatsu	Applause	89-99		✓
Ford	Focus LR	02-05		0
Ford	Laser	95-97		✓
Ford/Mazda	Laser/323	99-03		✓✓
Holden	Astra TR	96-98		0
Honda	Civic	92-95		✓
Honda	Civic	96-00		✓✓
Honda	Civic	01-05		✓
Honda	Concerto	89-93		0
Honda	Integra	86-88		✓✓
Honda	Integra	90-92		0
Honda	Integra	93-01		✓
Hyundai	Elantra	00-05		0
Hyundai	Lantra	96-00		0
Mazda	3	03-05		
Mazda	323/Familia/Lantis	90-93		✓✓
Mazda	323/Familia/Lantis	95-98		✓✓
Mazda	Eunos 30X/Presso/MX-3/Autozam AZ-3	90-97		
Mitsubishi	Lancer/Mirage CA	89-90		✓✓
Mitsubishi	Lancer/Mirage CC	93-95		✓✓
Nissan	Pulsar/Vector/Sentra	92-95		✓
Proton	Wira	95-96		0
Subaru	Impreza	01-05		✓
Suzuki	Baleno/Cultus Crescent	95-02		✓✓
Toyota	Corolla	02-05		✓
Toyota	Paseo/Cynos	91-99		0
Toyota/Holden	Corolla/Nova	94-97		✓✓
Volkswagen	Golf	95-98		0
Volvo	S40/V40	97-04		0
Ford	Laser	91-94		✓
Holden	Gemini RB	86-87		✓
Honda	Civic/Shuttle	88-91		✓
Hyundai	Coupe	96-00		0
Hyundai	Lantra	91-95		0
Hyundai	S Coupe	90-96		✓✓
Mitsubishi	Lancer/Mirage CB	91-92		0
Mitsubishi	Lancer/Mirage CE	96-03		✓✓
Nissan	Pulsar	00-05		0
Nissan	Pulsar/Vector/Sentra	96-99		✓
Subaru	Impreza	93-00		0
Toyota/Holden	Corolla/Nova	89-93		✓
Ford	Capri	89-94		✓
Ford/Mazda	Laser/323/Familia	82-88		✓✓
Holden/Nissan	Astra/Pulsar/Langley	84-86		✓
Holden/Nissan	Astra/Pulsar/Vector/Sentra	88-90		✓
Honda	Civic/Ballade/Shuttle	84-87		✓
Mitsubishi	Cordia	83-87		✗
Nissan	Exa	83-86		
Nissan	Gazelle/Silvia	84-86		0
Nissan	NX/NX-R	91-96		0
Toyota	Corolla	86-88		✓
Toyota	MR2	87-90		
Volkswagen	Golf	82-94		























































Buyers Guide to used Car Safety Ratings 2007

KEY

How much is your vehicle likely to protect you?	How seriously is your vehicle likely to harm another road user?
Significantly better than average 	✓✓ Significantly less harm to other road users than average
Better than average 	✓ Less harm than average
Average 	0 Average
Worse than average 	✗ More harm than average
Significantly worse than average 	✗✗ Significantly more harm than average






Where no rating is included, there was insufficient data available for that particular vehicle.

MEDIUM CARS

Make	Model	Year	How much is your vehicle likely to protect you?	How seriously is your vehicle likely to harm another road user?
BMW	3 Series E46	99-04		0
BMW	5 Series E39	96-03		0
Ford	Mondeo	95-01		0
Holden	Vectra	97-03		0
Peugeot	406	96-04		
Saab	9000	86-97		0
Saab	900/9-3	94-02		0
Subaru	Liberty/Legacy/Outback	99-03		0
Volkswagen	Passat	98-05		
BMW	3 Series E36	92-98		0
Honda	Accord	91-93		✓
Honda	Accord	94-98		0
Honda	Accord	99-02		0
Honda	Prelude	97-02		0
Mercedes Benz	C-Class W202	95-00		✓
Mercedes Benz	E-Class W124	86-94		0
Peugeot	405	89-97		✓
Peugeot	505	82-93		0
Subaru	Liberty/Legacy	89-93		✓
Subaru	Liberty/Legacy/Outback	94-98		0
Volvo	200 Series	82-93		0
BMW	3 Series E30	82-91		✓
BMW	5 Series E28	82-88		0
BMW	5 Series E34	89-95		0
Daewoo	Leganza	97-02		
Ford/Mazda	Telstar/626/MX6/Capella	88-91		0
Ford/Mazda	Telstar/626/MX6/Capella/Cronos	92-97		✓✓
Holden	Calibra	94-97		
Holden/Toyota	Apollo JK/JL/Camry/Vista	88-92		0
Honda	Accord	86-90		0
Honda	Prelude	83-91		✓
Honda	Prelude	92-96		0
Mazda	626	98-02		0
Mazda	RX7	86-91		
Mercedes Benz	C-Class W201	87-93		0
Mercedes Benz	E-Class W210	96-02		0
Mitsubishi	Galant	95-96		0
Nissan	200SX/Silvia	94-02		0
Nissan	Bluebird	93-97		✓
Nissan	Pintara	86-88		0
Saab	900 Series	82-92		✓
Toyota	Celica	86-89		0
Toyota	Celica	90-93		0
Toyota	Celica	94-99		0
Ford/Mazda	Telstar/626/MX6/Capella	83-86		✓
Mitsubishi	Sigma/Galant/Sapporo/Lambda	82-84		0
Nissan/Ford	Pintara/Corsair/Bluebird	89-92		0
Subaru	1800/Leone/Omega/4WD Wagon	82-93		✓✓
Toyota	Camry	83-86		0
Toyota	Corona	82-88		0
Daewoo	Espero	95-97		0
Holden	Camira	82-89		0
Mitsubishi	Starion	82-87		
Nissan	Bluebird	82-86		✓












































Buyers Guide to used Car Safety Ratings 2007

KEY

How much is your vehicle likely to protect you?	How seriously is your vehicle likely to harm another road user?
Significantly better than average 	✓✓ Significantly less harm to other road users than average
Better than average 	✓ Less harm than average
Average 	0 Average
Worse than average 	✗ More harm than average
Significantly worse than average 	✗✗ Significantly more harm than average






Where no rating is included, there was insufficient data available for that particular vehicle.

LARGE CARS

Make	Model	Year	How much is your vehicle likely to protect you?	How seriously is your vehicle likely to harm another road user?
Ford	Falcon AU	98-02		✗
Ford	Falcon BA/BF	02-05		0
Holden	Commodore VT/VX	97-02		✗
Holden	Commodore VY/VZ	02-05		0
Toyota	Camry	02-05		0
Volvo	700/900 Series	84-92		0
Ford	Fairlane N & LTD D	88-94		0
Ford	Fairlane N & LTD D	95-98		0
Ford	Falcon EA/ Falcon EB Series I	88-Mar 92		✗
Ford	Falcon EB Series II/Falcon ED	Apr 92-94		✗
Ford	Falcon EF/EL	94-98		✗
Holden	Statesman/ Caprice WH	99-03		0
Holden/Toyota	Commodore VR/ VS/Lexcen	93-97		0
Honda	Legend	86-95		0
Jaguar	XJ6	87-94		0
Mitsubishi	Magna TE/TF/TH/ TJ/Verada KE/KF/ KH/KJ/Diamante	96-03		0
Mitsubishi	Magna TR/TS/ Verada KR/KS/ V3000/Diamante	91-96		0
Nissan	Maxima	00-02		0
Toyota	Avalon	00-05		✗
Toyota	Camry	98-02		0
Toyota	Cressida/Mark II	89-93		✓
Volvo	850/S70/V70/C70	92-04		✗
BMW	7 Series E23	82-88		0
Ford	Fairlane & LTD AU	99-02		0
Ford	Fairlane Z & LTD F	82-87		0
Ford	Taurus	96-98		0
Holden	Statesman/ Caprice VQ	90-93		0
Holden	Statesman/ Caprice VR/VS	94-98		0
Holden/Toyota	Apollo JM/JP/ Camry/Sceptor	93-97		0
Hyundai	Sonata	98-01		0
Hyundai	Sonata	89-97		0
Lexus	ES300/Window	92-01		0
Mercedes Benz	S-Class W126	82-92		0
Nissan	Maxima	90-94		0
Nissan	Maxima/Cefiro	95-99		0
Nissan	300ZX/Fairlady Z	90-95		0
Nissan	Skyline	83-88		0
Toyota	Crown/Cressida/ Mark II	86-88		0
Ford	Falcon XE/XF	82-88		✗
Holden	Commodore VB-VL	82-88		0
Holden/Toyota	Commodore VN/ VP/Lexcen	89-93		0
Mazda	929/Luce	82-90		0
Mitsubishi	Magna TM/TN/TP/ Sigma/V3000	85-90		0














Buyers Guide to used Car Safety Ratings 2007

KEY

How much is your vehicle likely to protect you?	How seriously is your vehicle likely to harm another road user?
Significantly better than average 	✓✓ Significantly less harm to other road users than average
Better than average 	✓ Less harm than average
Average 	0 Average
Worse than average 	✗ More harm than average
Significantly worse than average 	✗✗ Significantly more harm than average






Where no rating is included, there was insufficient data available for that particular vehicle.

PEOPLE MOVERS

Make	Model	Year	How much is your vehicle likely to protect you?	How seriously is your vehicle likely to harm another road user?
Kia	Carnival	99-05		
Mazda	MPV	94-99		
Honda	Odyssey	95-00		0
Toyota	Tarago/Previa/Estima	91-99		0
Mitsubishi	Nimbus/Chariot/Spacewagon	85-91		0
Mitsubishi	Nimbus/Chariot	92-98		0
Mitsubishi	Starwagon/Delica Spacegear	95-98		0
Mitsubishi	Starwagon/Delica Spacegear	98-03		0
Nissan	Serena	92-95		
Toyota	Tarago/Previa/Estima	00-05		
Mitsubishi	Starwagon/Delica Starwagon	87-93		✗
Mitsubishi	Starwagon/L300	83-86		✗✗
Toyota	Tarago	83-89		✗
































Buyers Guide to used Car Safety Ratings 2007

KEY

How much is your vehicle likely to protect you?	How seriously is your vehicle likely to harm another road user?
Significantly better than average 	✓✓ Significantly less harm to other road users than average
Better than average 	✓ Less harm than average
Average 	0 Average
Worse than average 	✗ More harm than average
Significantly worse than average 	✗✗ Significantly more harm than average






Where no rating is included, there was insufficient data available for that particular vehicle.

LIGHT CARS

Make	Model	Year	How much is your vehicle likely to protect you?	How seriously is your vehicle likely to harm another road user?
Daewoo	Cielo	95-97		✓✓
Daewoo	Matiz	99-04		✓
Daihatsu	Sirion/Storia	98-04		✓✓
Holden	Barina XC	01-05		✓✓
Hyundai	Accent	00-05		✓
Kia	Rio	00-05		0
Mazda	121 Metro/Demio	97-02		✓✓
Toyota	Echo	99-05		✓✓
Holden	Barina SB	95-00		✓
Mazda	121/Autozam Review	94-96		✓✓
Toyota	Starlet	96-99		✓
Daewoo	Kalos	03-04		
Daewoo	Lanos	97-03		0
Daihatsu	Charade	82-86		✓
Daihatsu	Charade	88-92		✓✓
Daihatsu	Charade	93-00		✓✓
Daihatsu	Mira	90-96		✓
Ford	Festiva WD/WH/WF	94-01		✓✓
Ford/Mazda	Festiva WA/121	87-90		✓✓
Holden/Suzuki	Barina/Swift/Cultus	86-88		✓✓
Holden/Suzuki	Barina/Swift/Cultus	89-99		✓✓
Honda	City	83-86		✓
Honda	CRX	87-91		0
Hyundai	Excel	86-90		0
Hyundai	Excel	90-94		✓
Hyundai	Excel/Accent	95-00		✓✓
Hyundai	Getz	02-05		
Mitsubishi	Mirage/Colt	82-88		✓
Nissan	Micra	95-97		0
Subaru	Sherpa/Fiori/700/Rex	89-92		✓
Suzuki	Alto	85-00		














Buyers Guide to used Car Safety Ratings 2007

KEY

How much is your vehicle likely to protect you?	How seriously is your vehicle likely to harm another road user?
Significantly better than average 	✓✓ Significantly less harm to other road users than average
Better than average 	✓ Less harm than average
Average 	0 Average
Worse than average 	✗ More harm than average
Significantly worse than average 	✗✗ Significantly more harm than average






Where no rating is included, there was insufficient data available for that particular vehicle.

COMMERCIAL VEHICLES - VANS

Make	Model	Year	How much is your vehicle likely to protect you?	How seriously is your vehicle likely to harm another road user?
Ford	Transit	01-05		
Volkswagen	Caravelle/Transporter	95-04		✗✗
Ford	Falcon Panel Van	96-99		
Ford	Falcon Panel Van	82-95		0
Ford	Transit	95-00		0
Toyota	Hiace/Liteace	96-04		✗✗
Toyota	Hiace/Liteace	87-89		✗✗
Toyota	Hiace/Liteace	90-95		✗✗
Daihatsu	Handivan	82-90		0
Daihatsu	Hi-Jet	82-90		
Holden	Shuttle/WFR Van	82-87		
Holden/Suzuki	Scurry/Carry	82-00		0
Toyota	Hiace/Liteace	82-86		✗✗



























Buyers Guide to used Car Safety Ratings 2007

KEY

How much is your vehicle likely to protect you?	How seriously is your vehicle likely to harm another road user?
Significantly better than average 	✓✓ Significantly less harm to other road users than average
Better than average 	✓ Less harm than average
Average 	0 Average
Worse than average 	✗ More harm than average
Significantly worse than average 	✗✗ Significantly more harm than average






Where no rating is included, there was insufficient data available for that particular vehicle.

COMMERCIAL VEHICLES - UTES

Make	Model	Year	How much is your vehicle likely to protect you?	How seriously is your vehicle likely to harm another road user?
Ford	Falcon Ute AU	00-02		✗
Ford	Falcon Ute BA/BF	03-05		
Holden	Commodore Ute VY/VZ	02-05		✗✗
Holden	Rodeo	03-04		0
Ford	Falcon Ute	96-99		✗
Ford	Ford F-Series	82-92		✗✗
Holden	Rodeo	99-02		✗✗
Nissan	Navara	92-96		✗
Nissan	Navara	97-05		✗
Toyota	Hilux	98-02		✗✗
Ford/Mazda	Courier/B-Series/Bounty	98-02		0
Ford/Nissan	Falcon Ute/XFN Ute	82-95		✗
Holden	Commodore Ute VG/VP	90-93		0
Holden	Commodore Ute VR/VS	94-00		✗
Holden	Commodore Ute VU	00-02		0
Holden/Isuzu	Rodeo/Pickup	86-88		
Holden/Isuzu	Rodeo/Pickup	89-95		✗✗
Holden	Rodeo	96-98		✗
Mitsubishi	Triton MK	96-05		
Nissan	Navara	86-91		✗
Toyota	4Runner/Hilux	86-88		✗✗
Toyota	4Runner/Hilux	89-97		✗✗
Toyota	Hilux	03-04		
Kia	Ceres	92-00		0
Subaru	Brumby	82-92		0
Suzuki	Mighty Boy	85-88		0


















Buyers Guide to used Car Safety Ratings 2007

KEY

How much is your vehicle likely to protect you?	How seriously is your vehicle likely to harm another road user?
Significantly better than average 	✓✓ Significantly less harm to other road users than average
Better than average 	✓ Less harm than average
Average 	0 Average
Worse than average 	✗ More harm than average
Significantly worse than average 	✗✗ Significantly more harm than average






Where no rating is included, there was insufficient data available for that particular vehicle.

COMPACT 4-WHEEL DRIVE VEHICLES

Make	Model	Year	How much is your vehicle likely to protect you?	How seriously is your vehicle likely to harm another road user?
Honda	CR-V	97-01		0
Subaru	Forester	02-05		
Subaru	Liberty/Legacy/Outback	99-03		0
Honda	CR-V	02-05		
Kia	Sportage	98-03		0
Subaru	Forester	97-02		✓✓
Subaru	Liberty/Legacy/Outback	94-98		0
Toyota	RAV4	94-00		0
Daihatsu	Feroza/Rocky	89-97		0
Daihatsu	Terios	97-05		0
Ford/Mazda	Escape/Tribute	01-05		✓
Nissan	X-Trail	01-05		0
Suzuki	Grand Vitara	99-05		✓
Suzuki	Vitara/Escudo	88-98		0
Toyota	RAV4	01-05		0
Daihatsu	Rocky/Rugger	85-98		
Holden/Suzuki	Drover/Sierra/Samurai/SJ410/SJ413	82-99		0















Buyers Guide to used Car Safety Ratings 2007

KEY

How much is your vehicle likely to protect you?	How seriously is your vehicle likely to harm another road user?
Significantly better than average 	✓✓ Significantly less harm to other road users than average
Better than average 	✓ Less harm than average
Average 	0 Average
Worse than average 	✗ More harm than average
Significantly worse than average 	✗✗ Significantly more harm than average






Where no rating is included, there was insufficient data available for that particular vehicle.

MEDIUM 4-WHEEL DRIVE VEHICLES

Make	Model	Year	How much is your vehicle likely to protect you?	How seriously is your vehicle likely to harm another road user?
Land Rover	Discovery	91-02		0
Mitsubishi	Pajero	92-99		✗
Mitsubishi	Pajero NM/NP	00-05		
Nissan	Pathfinder/Terrano/Regulus	95-05		0
Toyota	Landcruiser Prado	96-03		✗✗
Toyota	Landcruiser Prado	03-05		
Holden/Isuzu	Jackaroo/Bighorn	92-97		✗
Jeep	Cherokee XJ	96-00		0
Holden/Isuzu	Jackaroo/Bighorn	82-91		✗✗
Holden/Isuzu	Jackaroo/Bighorn	98-02		✗✗
Land Rover	Defender	92-05		
Mitsubishi	Challenger	98-05		
Mitsubishi	Pajero	82-90		✗✗
Nissan	Pathfinder/Terrano	88-94		✗









Buyers Guide to used Car Safety Ratings 2007

KEY

How much is your vehicle likely to protect you?	How seriously is your vehicle likely to harm another road user?
Significantly better than average 	✓✓ Significantly less harm to other road users than average
Better than average 	✓ Less harm than average
Average 	0 Average
Worse than average 	✗ More harm than average
Significantly worse than average 	✗✗ Significantly more harm than average

Where no rating is included, there was insufficient data available for that particular vehicle.

LARGE 4-WHEEL DRIVE VEHICLES

Make	Model	Year	How much is your vehicle likely to protect you?	How seriously is your vehicle likely to harm another road user?
Ford	Explorer	01-05		
Nissan	Patrol/Safari	98-04		✗✗
Nissan/Ford	Patrol/Maverick/Safari	88-97		✗✗
Toyota	Landcruiser	98-05		✗✗
Land Rover	Range Rover	82-94		✗✗
Toyota	Landcruiser	90-97		✗✗
Nissan	Patrol/Safari	82-87		✗✗
Toyota	Landcruiser	82-89		✗✗