



Australian Government

**Department of Infrastructure, Transport,
Regional Development, Communications and the Arts**

What's new? What's different? ROVER Release 9.2 FOR INDUSTRY

18 November 2024



What's changing

ROVER Release 9.2 is expected to go live at 10.30 pm AEDT on Wednesday 27 November 2024. This release includes several enhancements that ROVER users have asked for to improve how information is viewed in ROVER.

View a published RVD: You will be able to view RVD information in a web page.

View published trailer models: In a published vehicle type approval, you will be able to view information on trailer models as a webpage without needing to download it as a PDF.

Individual compliance information forms: You will be able to download individual compliance information forms.

Application summary: You will be able to download a summary of an application submitted after this release.

Datasheets and RVDs: You will be able to download the published RVD or datasheet documents for your approvals when signed in to ROVER.

Invoices: You will be able to filter payments by invoiced entity names.

Importing a low ATM trailer: It will become mandatory for you to provide photos in your application.

Design and manufacturing facility: You will be able to indicate that a facility is both a design and manufacturing facility without needing to enter the details separately.

Published component type approvals: On the published list of component type approvals page, you will be able to filter approvals by Australian Design Rule revision.

Published testing facility approvals: You will be able to filter the published list of approved testing facilities by state or territory. When viewing the details for a testing facility approval, the state or territory will be displayed.

Additional filters for approval lists: When signed in to ROVER, you will be able to filter your approvals by make and model.

Requests for information (RFI): You will be able to close an RFI more easily after requesting an extension to respond.

And more...

Understanding this document

This visual guide shows what's changing in ROVER during this system release.

The following key identifies the nature of the change being made.



Current process/function



Different process/function in the rebuilt ROVER portal



New process/function in the rebuilt ROVER portal

Contents

Road Vehicle Descriptors 5

Applications 11

Downloading data when signed in to ROVER 14

Filtering lists when signed in to ROVER 19

Filtering published approvals 22

Requests for information 25

Low ATM trailers 27

Road Vehicle Descriptors

Identifying the vehicle's NSW body code

ROVER RELEASE 9.2

D In the **Road Vehicle Descriptor** section of your application, a blue box will be added underneath the **NSW body code** dropdown menu of the **Variant** mini-form. Here, you will find a link to the [Transport NSW Vehicle Shape Codes Guide](#) to help identify the correct code to select.

To open the **Variant** mini-form, scroll down to the **Variant** table on the **Road Vehicle Descriptor** page of the application. Then, click the **variant name**, or, click the **down arrow** and select **View** from the dropdown menu.

Edit Variant

General variant information

Variant name
Variant 1

Display order

Body style*

NSW body code*

For more details on the NSW body code, please refer to the [Transport NSW Vehicle Shape Codes Guide](#).

Seating options*

No. of doors side ⓘ* **No. of doors rear***


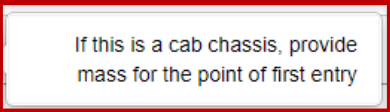
Identifying tare mass and major dimensions for cab-chassis vehicles


D In the **Variant** mini-form on the **Road Vehicle Descriptor** page, help text will be added to the **Tare mass**, **Vehicle length (mm)**, **Vehicle height (mm)** and **Vehicle width (mm)** fields, to help an applicant determine the values to enter for cab chassis vehicles.

To access the help text, hold your mouse over the **question mark** next to the field.

ROVER RELEASE 9.2


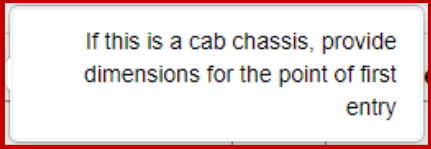
Axle code*


Tare mass  


Gross vehicle mass (kg) 

ROVER RELEASE 9.2


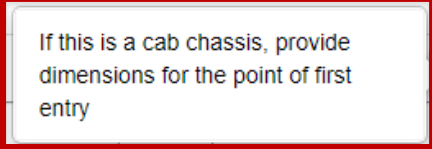
Major dimensions


Vehicle length (mm)  

Vehicle height (mm) 


Vehicle width (mm) 


Major dimensions


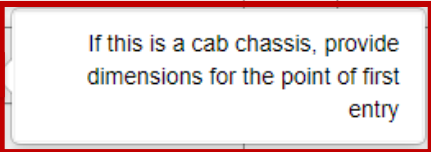
Vehicle length (mm)  

Vehicle width (mm) 

Major dimensions

Vehicle length (mm) 

Vehicle height (mm) 

Vehicle width (mm)  

Tyre designation question

D On the **Road Vehicle Descriptor** page, the **Tyre designation** question in the **Tyre & Rim** mini-form will become a mandatory field.

To open the **Tyre & Rim** mini-form, scroll down to the **Tyre & Rim** table on the **Road Vehicle Descriptor** page of the application. Then, click the **Add Tyre/Rim** button.

You will need to provide a tyre designation to save and close the mini-form.

ROVER RELEASE 9.2

Add Tyre/Rim ✕

Name*

Display Order

Tyre designation*

Rim size and profile*

Rim offset (mm)

Front wheel track (mm)

Rear wheel track (mm)

Downloading a Road Vehicle Descriptor

ROVER RELEASE 9.2

N On the **Approvals** page, open the relevant vehicle type approval by clicking on the **approval number** or **down arrow**, and select **View details** from the dropdown menu.

The approval will open on the **Details** page. Click the **Download RVD** button to download a PDF.

The screenshot shows the ROVER RELEASE 9.2 interface. At the top, there is a navigation bar with icons for Applications, Approvals, Payments, Recalls, AVV, RAV, Authority to act, Profile, Enquiry, and Published lists. The Approvals icon is highlighted with a red box. Below the navigation bar, there is a text box explaining the selector below and a link to view all published approvals. The main content area is divided into two sections. The left section contains filters for Approval Number, Approval Holder/Applicant, Approval Status, Category, and Make. The right section displays a table of approvals under the heading 'Type and Role Approvals'. The table has columns for Approval number, Nickname, Approval holder, Make, Model, Status, Commencement, and Approval expiry. The first row, with approval number VTA-000004, is highlighted with a red box. A 'View details' button is visible next to this row. Below the table, there is a 'Return to Approvals' button. The bottom section of the screenshot shows the 'Details' page for approval VTA-000004. The 'Details' button in the left sidebar is highlighted with a red box. The main content area shows the approval details, including Approval Number (VTA-000004), Approval Status (In Force), Approval Expiry (22/08/2031), Approval Holder (Company name), and Approval Commencement (23/08/2024). At the bottom, there are buttons for Vary, Suspend, Revoke, Download Approval Notice, and Download RVD. The Download RVD button is highlighted with a red box.

Approval number	Nickname	Approval holder	Make	Model	Status	Commencement	Approval expiry
VTA-000004	Company name	Vehicle Make	Vehicle Model	In Force	23/08/2024	22/08/2031	View details
VTA-000005	Company name	Vehicle Make	Vehicle Model	In Force	23/08/2024	22/08/2031	View details
VTA-000006	Company name	Vehicle Make	Vehicle Model	In Force	28/08/2024	28/08/2031	View details
VTA-000007	Company name	Vehicle Make	Vehicle Model	In Force	03/09/2024	02/09/2031	View details

Viewing a published Road Vehicle Descriptor

ROVER RELEASE 9.2

C A published Road Vehicle Descriptor (RVD) can only be downloaded and viewed as a PDF.

N You will be able to view a published RVD as a webpage without needing to download it as a PDF.

From the published **List of road vehicle type approvals**, click on the **approval number** to open the **Published approval details**.

In the **Documents** section, click **View current RVD** or **View previous RVD**, depending on which version you need.

For more information on how to navigate RVD webpages, Watch the [Viewing a published RVD demonstration](#) video.

C Current **D** Different **N** New

ROVER List of road vehicle type approvals

Vehicle Types Authorised Vehicle Verifiers Component Types Registered Automotive Workshops Specialist and Enthusiast Vehicles Register Testing Facilities Model Reports

Approval number Make Model Market designation Category Approval holder name

Approval status Updated since

[In Force Approvals](#)

Approval number	Make	Model	Market designation	Category	Approval holder	Approval status	Last updated
VTA-000001	Vehicle Make	Vehicle Model		MA	Company name	In Force	22/08/2024

Published approval details

Contact details

Contact Name Contact name
Website www.companyname.com.au
Phone 0400 000 000
Email Contact.name@companyname.com.au

Approval details

Approval Number VTA-000001
Approval Holder Company name
Approval Status In Force
Commencement Date 22/08/2024

Vehicle type details

Marketing designation
Category MA
Make Vehicle Make
Model Vehicle Model

Documents

Current Approval Issued on 22/08/2024 Download current Approval Notice **View current RVD** Download current RVD

Applicable Australian Design Rules Extent of compliance

Applications

Adding a design and manufacturing facility

C On the **Facility details** page, you have to enter the design and manufacturing facilities separately.

Click the **Add Design Facility** or **Add Manufacturing Facility** to open a mini-form and enter the facility details.

D You will be able to select **Design and Manufacturing** as the facility type without needing to enter the details separately.

On the **Facility details** page, click the **Add Facility** button to open a mini-form. Then, you will need to select the **Facility type** from the dropdown menu.

Before you begin Facility details
Applicant details
Manage application
Vehicle Type details
Road vehicle descriptor
Facility details
Design and manufacturing control
Extent of compliance
Compliance information
Contraventions of Road Vehicle Legislation
Approval details
Embargo of variants
Comments and any other matters
Declarations

VTA-2024-0000164

Design facilities

Location address

There are no records to display.

Manufacturing facilities

Location address

There are no records to display.

Add Design Facility

Add Manufacturing Facility

Before you begin Facility details
Applicant details
Manage application
Vehicle Type details
Road vehicle descriptor
Facility details
Design and manufacturing control
Extent of compliance
Compliance information
Contraventions of Road
Approval details
Embargo of variants
Comments and any other
Declarations

VTA-2024-0000032

Design and Manufacturing facilities

Location address

Facility_Type

Add Facility

Add Facility

Address Search

Please note that even if you can't find the address through the lookup, you can still manually enter the address in the fields below.

Facility type*

Design
Manufacturing
Design and Manufacturing

Address Line 2

Save and Next

Contravention of RVS legislation question

C You have 3 options to choose from when answering the **Has the applicant, or in the case of a body corporate any member of the key management personnel, contravened (or may have contravened) road vehicle legislation?** question: **Yes, Not Sure** or **No**.

D You will have 2 options to choose from when answering the **Has the applicant, or in the case of a body corporate any member of the key management personnel, contravened (or may have contravened) road vehicle legislation?** question: **Yes** or **No**.

ROVER Road Vehicle Regulator

Contraventions of road vehicle legislation

Before you begin

Applicant details

Manage application

Vehicle Type details

Road vehicle descriptor

Facility details

Design and manufacturing control

Extent of compliance

Compliance information

Contraventions of Road Vehicle Legislation

Contraventions of road vehicle legislation VTA-2024-0000217

Has the applicant, or in the case of a body corporate any member of the key management personnel, contravened (or may have contravened) road vehicle legislation? *

Yes - please provide further details

Not sure - please provide further details

No

Contraventions are actions which offend the Road Vehicle Standards legislation; the Motor Vehicle Standards Act 1989; Parts VI and XI of the Competition and Consumer Act 2010, or any provision of the Australian Consumer Law relating to the safety of consumer goods.

ROVER Road Vehicle Regulator

Contraventions of road vehicle legislation

Before you begin

Applicant details

Manage application

Vehicle Type details

Road vehicle descriptor

Facility details

Design and manufacturing control

Extent of compliance

Compliance information

Contraventions of Road Vehicle Legislation

Contraventions of road vehicle legislation VTA-2024-0000197

Has the applicant, or in the case of a body corporate any member of the key management personnel, contravened (or may have contravened) road vehicle legislation? *

Yes - please provide further details

No

IMPORTANT: If the **Contravention of Road Vehicle Legislation** page of the application was completed prior to the launch of ROVER Release 9.2 and **Not Sure** was selected, the **Not Sure** option will still appear in your application.

C Current **D** Different **N** New

**Downloading data when
signed in to ROVER**

Downloading a submitted application PDF

ROVER RELEASE 9.2

N After you submit and pay for an application, go to the **Applications** page and select **Submitted applications** from the dropdown menu above the **Applications** section. Click on an application to open the **Manage application** page. Then click on the **Download Application** button under the application reference number to download a summary of your application as a PDF.

Please note that the PDF is generated on payment of the application. Depending on the size of the application, it may take a while for the PDF to be generated and the **Download Application** button to appear.

IMPORTANT: You will only be able to download a summary PDF if the application was submitted after the deployment of ROVER Release 9.2.

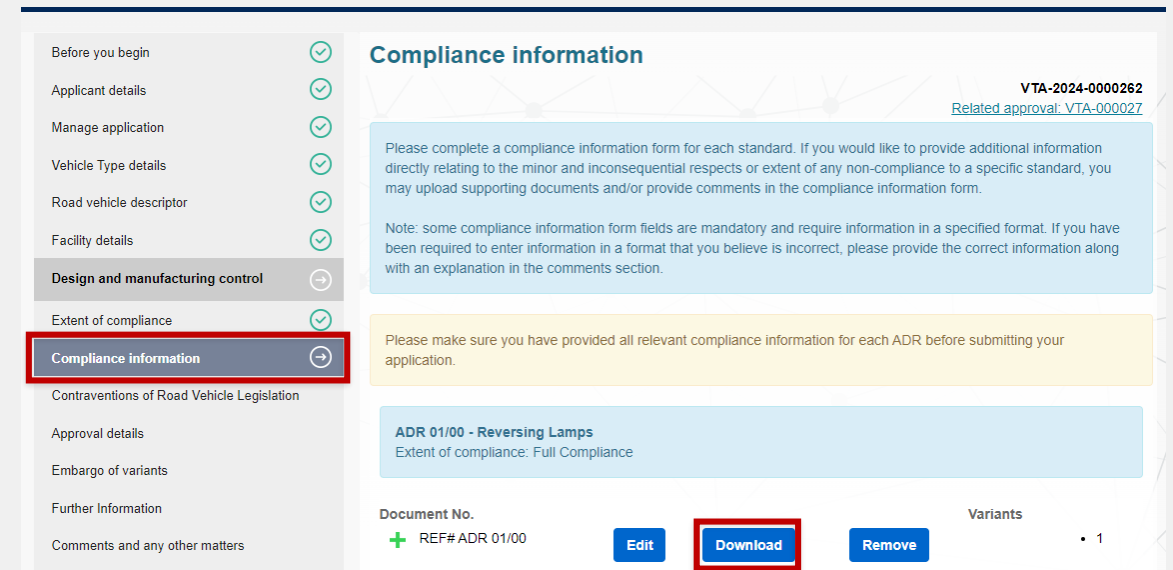
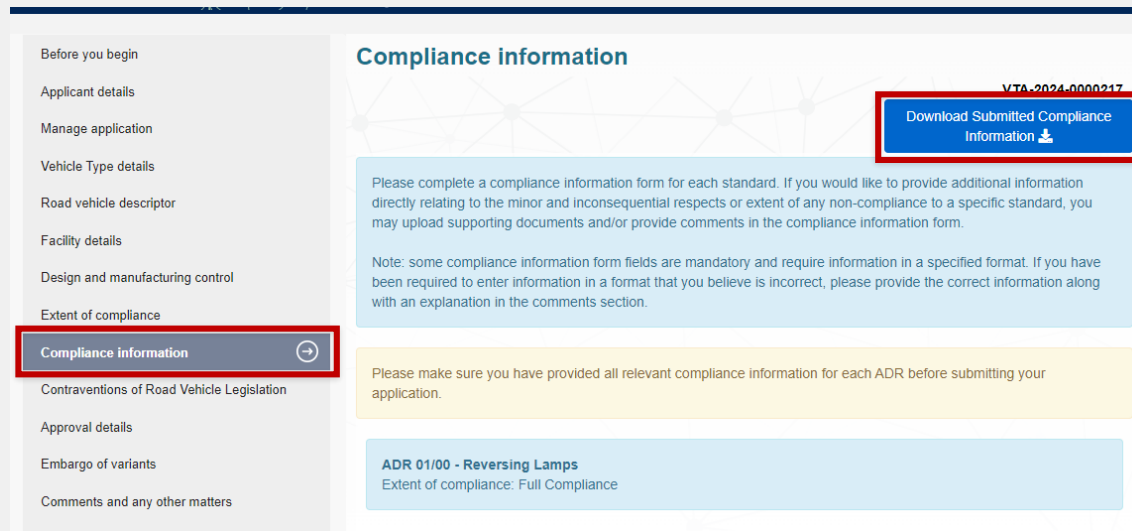
The screenshot displays the ROVER portal interface. At the top, a navigation bar includes 'Applications', 'Approvals', 'Payments', 'Recalls', 'AVV', 'RAV', 'Authority to act', 'Profile', 'Enquiry', and 'Published lists'. The 'Applications' menu item is highlighted with a red box. Below the navigation bar, there are buttons for 'New Application', 'Report a vehicle safety or non-compliance concern', and 'Notify of SEV error'. The main content area is titled 'Applications requiring further information' and contains a table with columns: RFI ↑, Application number, Applicant, Nickname, Status, Sent, and Due. Two rows of data are visible, each with a 'Download' icon. Below this table, there is a section for 'Applications' with filters for 'Application number', 'Applicant', and 'Status'. A dropdown menu is open, showing 'Draft Applications', 'Submitted Applications' (highlighted in red), and 'Archived Applications'. Below the dropdown, another table lists applications with columns: Nickname, Application type, Applicant, Status, Created By, and Status Changed. At the bottom of the screenshot, the 'Manage application' page is shown for application 'TFA-2024-0000248'. A 'Download Application' button with a download icon is highlighted in red.

Downloading compliance information forms

C You can download a record of the data entered into all compliance information forms of a submitted application as a single PDF only.

N You will also be able to download a PDF of individual compliance information forms from drafted and submitted applications.

After you have opened the relevant application from the **Applications** page, click **Compliance Information** in the application menu on the left-hand side. Then, scroll down to the relevant compliance information form and click on the **Download** button.



Downloading a component type approval datasheet

ROVER RELEASE 9.2

N On the **Approvals** page, open the relevant component type approval by clicking on the **approval number** or **down arrow**, and select **View details** from the dropdown menu.

The approval will open on the **Details** page. Click on the **Download Datasheet** button to download a PDF.

The screenshot displays the ROVER RELEASE 9.2 interface. The top navigation bar includes 'Applications', 'Approvals', 'Payments', 'Recalls', 'AVV', 'RAV', 'Authority to act', 'Profile', 'Enquiry', and 'Published lists'. The 'Approvals' tab is highlighted with a red box. Below the navigation bar, a blue banner provides instructions on using the selector to filter approvals. The main content area shows a table of approvals with columns for 'Approval number', 'Nickname', 'Approval holder', 'Make', 'Model', 'Status', 'Commencement', and 'Approval expiry'. The first row, with approval number 'CTA-000001', is highlighted with a red box. A dropdown menu is open for this row, showing 'View details' with a red box around it. Below the table, the 'Details' page for approval CTA-000001 is shown. The 'Details' button in the left sidebar is highlighted with a red box. The main content area of the details page shows the approval number, status, and expiry. At the bottom, there are buttons for 'Vary', 'Suspend', 'Revoke', and 'Download Approval Notice'. The 'Download Datasheet' button is highlighted with a red box.

Approval number	Nickname	Approval holder	Make	Model	Status	Commencement	Approval expiry
CTA-000001	Company name	Company name	Vehicle Make	Vehicle Model	In Force	22/08/2024	21/08/2031
CTA-000007	Company name	Company name	Vehicle Make	Vehicle Model	In Force	24/10/2024	23/10/2031

Approval Number: CTA-000001
Approval Status: In Force
Approval Expiry: 21/08/2031
Approval Holder: Company name
Approval Commencement: 22/08/2024

Buttons: Vary, Suspend, Revoke, Download Approval Notice, Download Datasheet

Downloading a Road Vehicle Descriptor

ROVER RELEASE 9.2

N On the **Approvals** page, open the relevant vehicle type approval by clicking on the **approval number** or **down arrow**, and select **View details** from the dropdown menu.

The approval will open on the **Details** page. Click the **Download RVD** button to download a PDF.

Use the selector below to change the list to filter by approval type and/or approval status. The lists include those for organisations or individuals where you have the required level of authority to act. If you do not see someone else's approval(s), you may need them to update your authority to act or provide you access to that approval.
To view lists of all published approvals, please click [here](#).

Approval Number
Approval Holder/Applicant
Approval Status
Category
Make

Type and Role Approvals

Approval number ↑	Nickname	Approval holder	Make	Model	Status	Commencement	Approval expiry
VTA-000004	Company name	Company name	Vehicle Make	Vehicle Model	In Force	23/08/2024	22/08/2031
VTA-000005	Company name	Company name	Vehicle Make	Vehicle Model	In Force	23/08/2024	22/08/2031
VTA-000006	Company name	Company name	Vehicle Make	Vehicle Model	In Force	28/08/2024	28/08/2031
VTA-000007	Company name	Company name	Vehicle Make	Vehicle Model	In Force	03/09/2024	02/09/2031

VTA-000004

Details

Manage Approval
Versions
Applications
Requests
Suspensions

Approval Number: VTA-000004
Approval Status: In Force
Approval Expiry: 22/08/2031

Approval Holder: Company name
Approval Commencement: 23/08/2024

Vary Suspend Revoke Download Approval Notice

Download RVD

Return to Approvals

**Filtering lists when signed
in to ROVER**

Filtering approval lists by 'Make' and 'Model'

C On the **Approvals** page, you can use the filters on the left-hand side to filter your list of approvals by number, applicant, status and category.

N You will also be able to filter your list of approvals by **Make** and **Model**. Once you have selected the desired parameters, click on the **Filter** button.

The screenshot shows the 'Approvals' page with the 'Approvals' tab highlighted in red. Below the navigation menu is a blue instruction box: 'Use the selector below to change the list to filter by approval type and/or approval status. The lists include those for organisations or individuals where you have the req someone else's approval(s), you may need them to update your authority to act or provide you access to that approval. To view lists of all published approvals, please click [here](#).' Below this is a filter sidebar with four sections: 'Approval Number', 'Approval Holder/Applicant', 'Approval Status', and 'Category'. Each section has a dropdown menu. A 'Filter' button is at the bottom of the sidebar. To the right is a table of approvals.

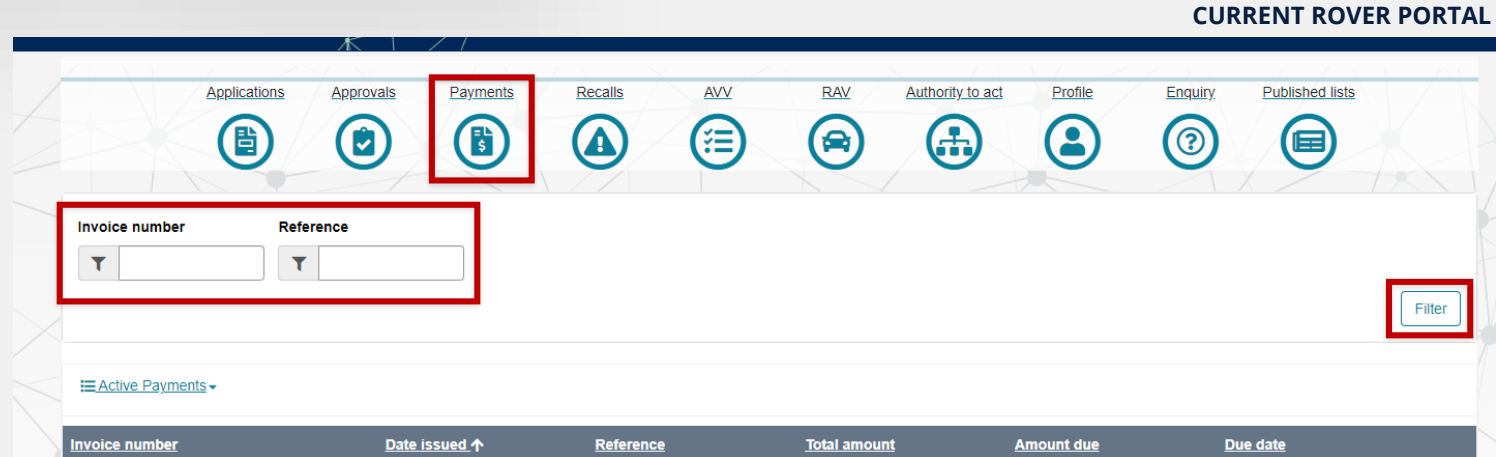
Approval number ↑	Nickname	Approval holder	Make	Model	Status
CTA-000002		Company name	Vehicle Make	Vehicle Model	In Force
CTA-000011		Company name	Vehicle Make	Vehicle Model	In Force
MRE-000000		Company name	Vehicle Make	Vehicle Model	In Force
VTA-000001		Company name	Vehicle Make	Vehicle Model	In Force

This screenshot is similar to the previous one but highlights the 'Make' and 'Model' filters in the sidebar with red boxes. The table of approvals is also visible.

Approval number ↑	Nickname	Approval holder	Make	Model	Status
CTA-000001		Company name	Vehicle Make	Vehicle Model	In Force
CTA-000007		Company name	Vehicle Make	Vehicle Model	In Force
CTA-000008		Company name	Vehicle Make	Vehicle Model	In Force
CTA-000009		Company name	Vehicle Make	Vehicle Model	In Force
CTA-000010		Company name	Vehicle Make	Vehicle Model	In Force
MRE-000004		Company name	Vehicle Make	Vehicle Model	In Force
MRE-000007		Company name	Vehicle Make	Vehicle Model	In Force

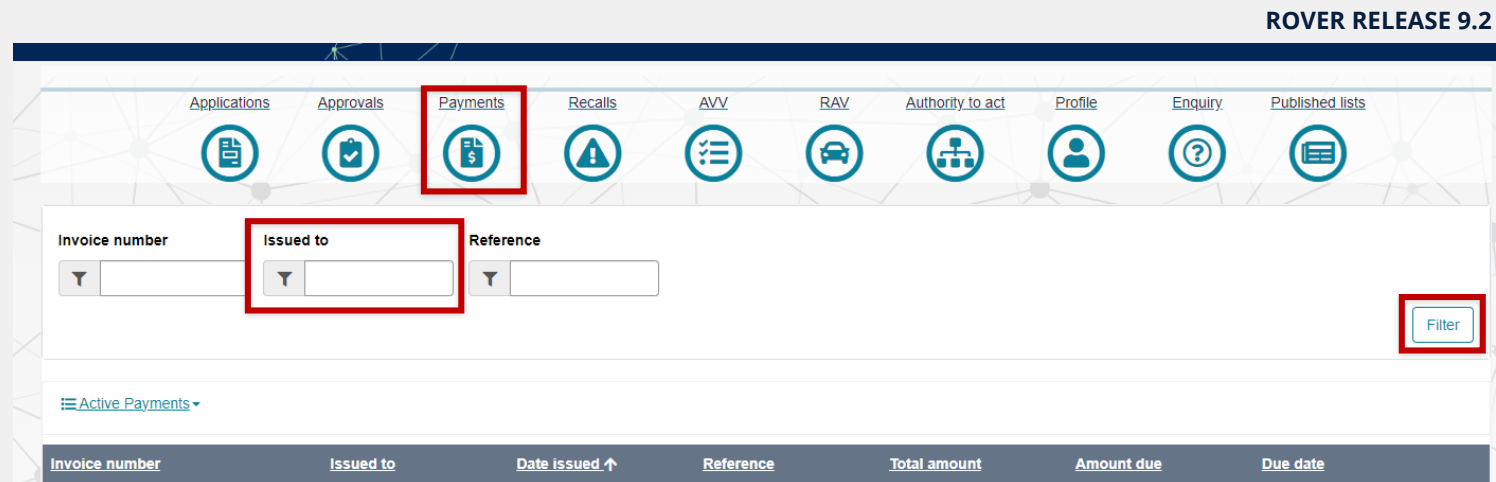
Filtering payments by 'Issued to'

C On the **Payments** page, you can filter payments by **Invoice number** and **Reference**.



N You will also be able to filter payments by invoiced entity names.

Enter the name of the entity in the **Issued to** field, then, click the **Filter** button.



Filtering published approvals

Filtering component type approvals by ADR revision

C You can filter the published **List of component type approvals** by **Make, Model, Category, Approval Holder, Status** and **Approval Number**.

Australian Government
Department of Infrastructure, Transport, Regional Development, Communications and the Arts

ROVER
Road Vehicle Regulator

List of component type approvals

Vehicle Types
Authorised Vehicle Verifiers
Component Types
Registered Automotive Workshops
Specialist and Enthusiast Vehicles Register
Testing Facilities
Model Reports

Data sheet disclaimer

If a data sheet has been provided by the holder of the component type approval, it is made publicly available for the information of other parties using the road vehicle component in the manufacture or modification of a road vehicle.

This information has not been assessed or approved by the department. The department makes no statements or representations about the accuracy or completeness of this information. If you use or rely on the data sheet information, you do so at your own risk.

Make Model Category Approval Holder Status Approval Number

Filter

N You will also be able to filter the published **List of component type approvals** by **ADR**.

Once you have selected the desired parameters, click the **Filter** button.

Australian Government
Department of Infrastructure, Transport, Regional Development, Communications and the Arts

ROVER

List of component type approvals

Vehicle Types
Authorised Vehicle Verifiers
Component Types
Registered Automotive Workshops
Specialist and Enthusiast Vehicles Register
Testing Facilities
Model Reports

Data sheet disclaimer

If a data sheet has been provided by the holder of the component type approval, it is made publicly available for the information of other parties using the road vehicle component in the manufacture or modification of a road vehicle.

This information has not been assessed or approved by the department. The department makes no statements or representations about the accuracy or completeness of this information. If you use or rely on the data sheet information, you do so at your own risk.

Make Model Category Approval Holder Status Approval Number

ADR

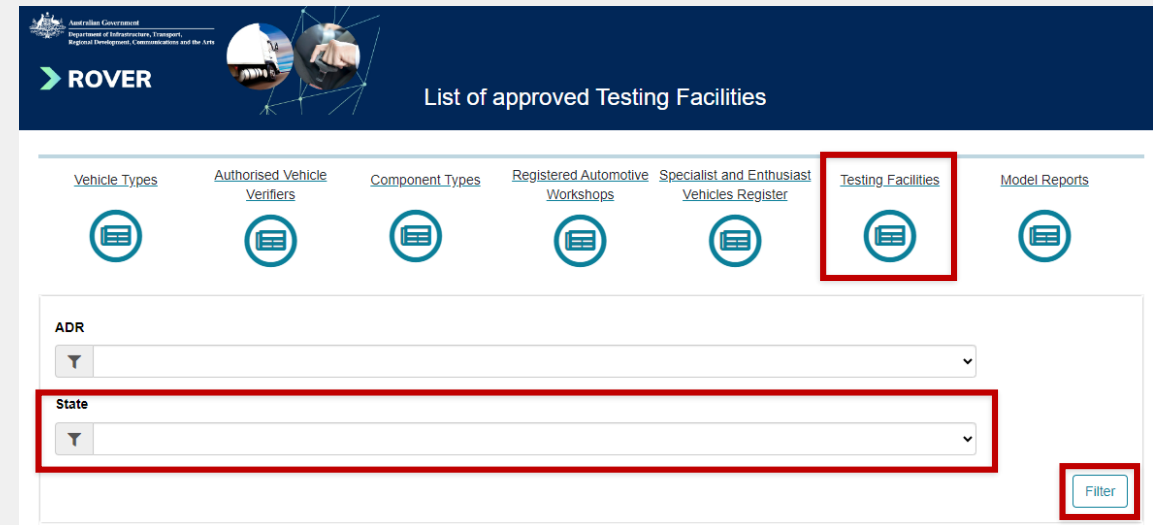
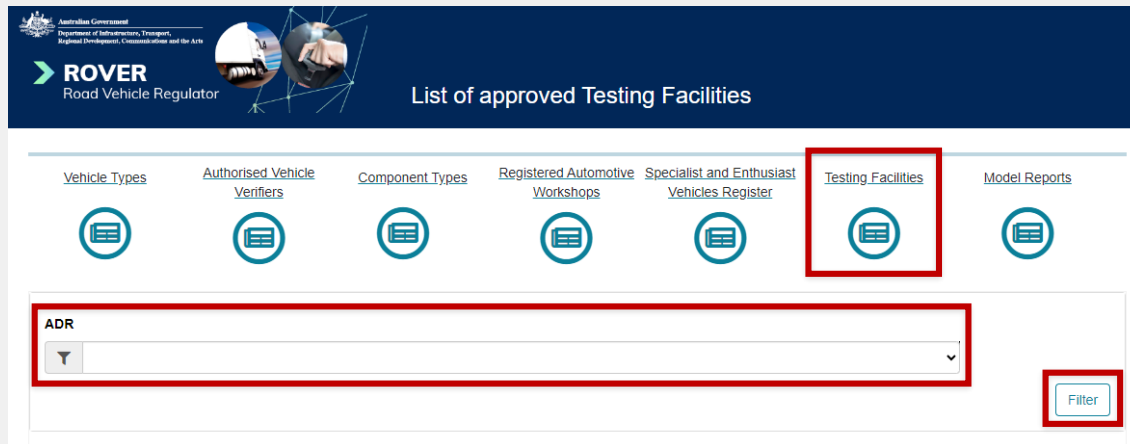
Filter

Filtering approved testing facilities by location

C You can filter the published **List of approved Testing Facilities** by **ADR** only.

N You will be able to filter the published **List of approved Testing Facilities** by **ADR** and **State**.

Once you have selected the ADR and/or state from the relevant dropdown menu, click the **Filter** button.



Requests for information

Closing an RFI after requesting an extension

C After you request an extension to respond to a **Request for Information** (RFI) using the **Request Extension** mini-form, you need to click the **Home** button to exit the RFI.

N After you request an extension to respond to a **Request for Information** (RFI) using the **Request Extension** mini-form, you will be able to exit the RFI by clicking the **Close** button.

The screenshot shows the ROVER 'Request For Information' page. At the top, the 'Request For Information' header has a home icon highlighted with a red box. Below the header, there is a table with the following data:

Application*	Application Type	Applicant	Response Due Date
SEV-2024-000038	New Approval	Company name	07/12/2024

Below the table, there is a section titled 'Genuinely not available' with a text area for a response. A 'Request Extension' button is visible in the top right corner of the response area. Below this, there is a table of extensions:

Requested Extension Date	Status	Reason for request	Requested by	Requested on ↑
30/01/2025	Requested	Supporting documents to be provided by overseas supplier	Contact name	12/11/2024 2:54 PM

At the bottom right of the page, there are 'Close' and 'Submit' buttons, with the 'Close' button highlighted by a red box.

C Current **D** Different **N** New

Low ATM trailers

Images required for importing a trailer

N When applying to import a trailer, you will need to provide images of the front, rear, side and drawbar of the trailer.

On the **required supporting material – Trailers** page of the application, click the **Upload New** button under the heading **Please upload images which identify the vehicle you are seeking an approval for.**

The screenshot shows the ROVER application interface. The top navigation bar includes the ROVER logo, a home icon, and the text 'Required supporting material - Trailers'. A user profile icon is visible in the top right. On the left, a sidebar menu lists various application stages, with 'Required supporting material - Trailers' highlighted in a red box. The main content area is titled 'Required supporting material - Trailers' and includes a reference number 'CRE-2024-0000136'. Below the title, there is a section for 'Please provide trailer details below:' with a link to 'Vehicle Standards Bulletin (VSB1)'. The form contains several input fields: 'Trailer Type*' (dropdown), 'Country of Manufacture' (dropdown), 'Length (metres)', 'Width (metres)', 'Height (metres)', and 'Aggregate Trailer Mass (ATM) (kg)*'. Below the form, a red-bordered box contains the instruction: 'Please upload images which identify the vehicle you are seeking an approval for.* You should include a clear colour image of the front ,rear, side and drawbar of the trailer.' To the right of this instruction is an 'Upload New' button, also highlighted with a red box. Below the instruction is a table with columns 'File Name', 'Uploaded by', and 'Uploaded On ↑'. The table is currently empty, with a message 'There are no records to display.' at the bottom. A checkbox 'Provide additional information about this section' is located at the bottom of the form.

Viewing published models for low ATM trailers

ROVER RELEASE 9.2

C You need to download a PDF to view trailer model information when viewing a published vehicle type approval for a low ATM trailer.

N You will be able to view information on trailer models as a webpage without needing to download it as a PDF.

On the published **List of road vehicle type approvals**, click on the **approval number** to open the **Published approval details**.

In the **Documents** section, click **View current models** or **View previous models**, depending on which version you seek.

Australian Government
Department of Infrastructure, Transport,
Regional Development, Communications and the Arts

ROVER

Published approval details

Published approval details

Contact details

Website	www.companyname.com.au
Phone	0400 000 000
Email	Contact.name@companyname.com.au

Approval details

Approval Number	VTA-000082
Approval Holder	Company name
Approval Status	In Force
Commencement Date	25/10/2024

Vehicle type details

Marketing designation	
Category	TB
Make	Vehicle Make
Model	Vehicle Model

Documents

Current Approval	Issued on 25/10/2024	Download current Approval Notice	View current models
------------------	----------------------	----------------------------------	----------------------------

C Current **D** Different **N** New

For more information
visit the [ROVER Release 9.2](#) webpage