



**Australian Government**

**Department of Infrastructure, Transport,  
Regional Development, Communications and the Arts**

# **The Regulatory Report – Issue 2**

Road Vehicle Standards legislation

January 2025



### **Ownership of intellectual property rights in this publication**

Unless otherwise noted, copyright (and any other intellectual property rights, if any) in this publication is owned by the Commonwealth of Australia (referred to below as the Commonwealth).

### **Disclaimer**

The material contained in this publication is made available on the understanding that the Commonwealth is not providing professional advice, and that users exercise their own skill and care with respect to its use, and seek independent advice if necessary.

The Commonwealth makes no representations or warranties as to the contents or accuracy of the information contained in this publication. To the extent permitted by law, the Commonwealth disclaims liability to any person or organisation in respect of anything done, or omitted to be done, in reliance upon information contained in this publication.

### **Use of the Coat of Arms**

The Department of the Prime Minister and Cabinet sets the terms under which the Coat of Arms is used. Please refer to the Commonwealth Coat of Arms - Information and Guidelines publication available at <http://www.pmc.gov.au>.

### **Contact us**

This publication is available in PDF format. All other rights are reserved, including in relation to any departmental logos or trademarks which may exist. For enquiries regarding the licence and any use of this publication, please contact:

Director  
Vehicle Safety Operations Branch  
Department of Infrastructure, Transport, Regional Development, Communications and the Arts  
PO Box 594  
Canberra ACT 2601  
Australia

Email: [ROVERinfo@infrastructure.gov.au](mailto:ROVERinfo@infrastructure.gov.au)

Website: [www.infrastructure.gov.au](http://www.infrastructure.gov.au)

# Table of Contents

<b>The Regulatory Report</b>	<b>5</b>
Report highlights	5
<b>Register of Approved Vehicles</b>	<b>6</b>
<b>Applications and assessment timeframes</b>	<b>7</b>
Assessment timeframes overview	7
Application and assessment timeframes in this quarter	8
Application numbers	8
Assessment timeframes compared to the legislated timeframes	9
Assessment timeframes for new applications	10
Assessment timeframes for applications to vary an approval	11
<b>Compliance and enforcement matters</b>	<b>13</b>
<b>Voluntary approval revocations and suspensions</b>	<b>15</b>
<b>Recalls</b>	<b>16</b>
<b>Stakeholder engagement and management</b>	<b>17</b>
<b>Appendix A – Explanatory notes</b>	<b>18</b>
Register of Approved Vehicles	18
Applications and assessment data source and reporting period	18
New and variation applications	18
Application assessment day and legislated timeframes	18
Application decision types	18
Compliance and enforcement	19
Compulsory and voluntary recalls	19
Published recalls	19
Recalls identified in performance reviews	19
Risk Assessment Reviews	19
Enquiries	20
Stakeholder engagement activities	20
<b>Appendix B – Assessment timeframes compared to legislated timeframes by application type in this quarter</b>	<b>21</b>
Applications with a 30-day legislated timeframe	21
Applications with a 60-day legislated timeframe	25

## List of Figures and Tables

Table 1: Vehicles entered on the Register of Approved Vehicles .....	6
Figure 1: Total number of applications decided by legislated timeframe in 2024.....	7

Figure 2: Median processing days for application types with a 30-day legislated timeframe in 2024 .....7

Figure 3: Median processing days for application types with a 60-day legislated timeframe in 2024 .....8

Table 2: Total number of applications decided by application type in this quarter .....8

Figure 4: Processing days for all application types with a 30-day legislated timeframe in this quarter .....9

Figure 5: Processing days for all application types with a 60-day legislated timeframe in this quarter .....9

Table 3: Processing days for new applications from final submission to decision in this quarter ..... 10

Table 4: Processing days to decide new applications, including all previous submissions in this quarter ..... 10

Table 5: Percentage of withdrawn and resubmitted new applications in this quarter ..... 11

Table 6: Processing days to decide variation applications in this quarter ..... 11

Table 7: Non-compliance reports, investigation cases and field activities in 2024..... 13

Table 8: Compliance and enforcement outcomes in 2024..... 13

Table 9: Enforceable Undertakings received and accepted by approval type in 2024 ..... 13

Table 10: Enforced approval revocations and suspensions by approval type in 2024 ..... 14

Table 11: Voluntary approval revocations and suspensions by approval type in 2024 ..... 15

Table 12: Recall activities for road vehicles and vehicle components in 2024 ..... 16

Table 13: Enquiries managed by the ROVER Level 1 Support team in 2024 ..... 17

Table 14: List of stakeholder engagement activities in this quarter ..... 17

Figure 6: Processing days for concessional RAV entry approval applications in this quarter ..... 21

Figure 7: Processing days for authorised vehicle verifier approval applications in this quarter ..... 21

Figure 8: Processing days for registered automotive workshop approval applications in this quarter..... 22

Figure 9: Processing days for Specialist and Enthusiast Vehicles Register entry applications in this quarter .... 22

Figure 10: Processing days for testing facility approval applications in this quarter ..... 23

Figure 11: Processing days for non-RAV entry import approval applications in this quarter ..... 23

Figure 12: Processing days for re-importation import approval applications in this quarter ..... 24

Figure 13: Processing days for advisory notice (not a road vehicle) applications in this quarter ..... 24

Figure 14: Processing days for vehicle type approval applications in this quarter ..... 25

Figure 15: Processing days for component type approval applications in this quarter ..... 25

Figure 16: Processing days for Model Report approval applications in this quarter ..... 26

# The Regulatory Report

The Regulatory Report provides statistics on Road Vehicle Standards (RVS) regulatory activities conducted by the Department of Infrastructure, Transport, Regional Development, Communications and the Arts (the department).

This report provides information on regulatory activities occurring between October and December 2024. In addition, it provides comparisons on these activities throughout the 2024 calendar year. Regulatory activities include the number of vehicles on the Register of Approved Vehicles (RAV), application assessment timeframes, recalls, compliance and enforcement matters, and stakeholder engagement and enquiries.

We recommend you to read our findings in conjunction with the explanatory notes provided at [Appendix A](#).

## Report highlights

- There were 371,722 vehicles added to the Register of Approved Vehicles in this quarter.
- Significantly more concessional RAV entry approval applications were decided than any other application type in this quarter, totalling 7,820 applications. The majority of these (7,632) were decided in less than 10 days.
- Model Report was the most withdrawn and resubmitted application type at 39.4%, followed by testing facility (28.6%) and Specialist and Enthusiast Vehicles Register entry (21.7%). All registered automotive workshop and re-importation applications were submitted only once.
- The ROVER Level 1 Support team actioned a total of 17,009 enquiries (by telephone and email) in this quarter.
- The department attended a total of 12 RVS stakeholder engagement events.

# Register of Approved Vehicles

**Table 1: Vehicles entered on the Register of Approved Vehicles**

Date	Vehicles on the RAV
1 October to 31 December 2024	371,722
<b>Total number of vehicles</b>	<b>4,530,019</b>

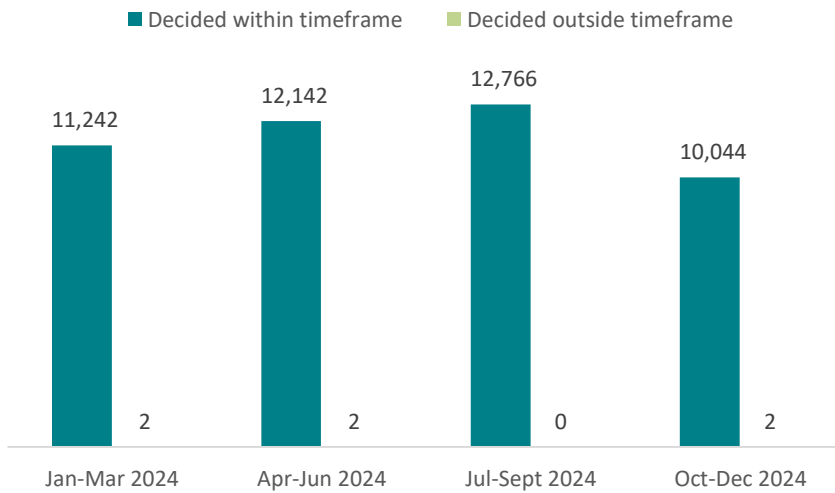
Source notes.

1. Number of vehicles entered on the RAV include active vehicles only.
2. Total number of vehicles on the RAV is from 1 July 2021 to 31 December 2024.
3. See [Explanatory notes](#) for details.

# Applications and assessment timeframes

## Assessment timeframes overview

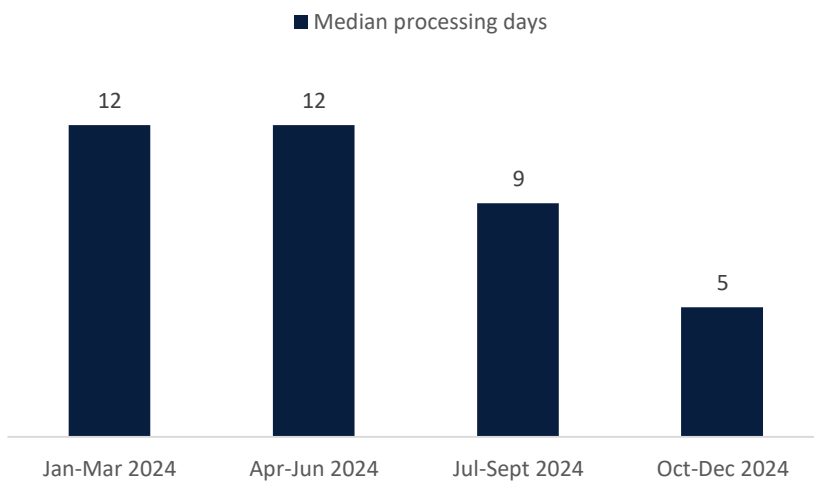
**Figure 1: Total number of applications decided by legislated timeframe in 2024**



Source notes.

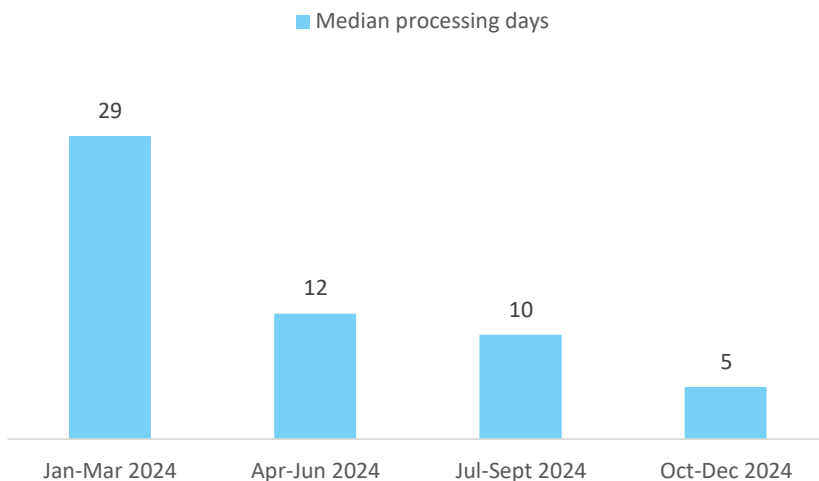
1. Total number of all applications decided from 1 January to 31 December 2024.
2. Timeframe only includes processing days from the last submission to the decision date and excludes any previous submissions for the same application.
3. See [Explanatory notes](#) for details.

**Figure 2: Median processing days for application types with a 30-day legislated timeframe in 2024**



Source notes.

1. Total number of all application types with a 30-day legislated decision timeframe and decided from 1 January to 31 December 2024.
2. Timeframe only includes processing days from the last submission to the decision date and excludes any previous submissions for the same application.
3. See [Explanatory notes](#) for details.

**Figure 3: Median processing days for application types with a 60-day legislated timeframe in 2024**

Source notes.

1. Total number of all application types with a 60-day legislated decision timeframe and decided from 1 January to 31 December 2024.
2. Timeframe only includes processing days from the last submission to the decision date and excludes any previous submissions for the same application.
3. See [Explanatory notes](#) for details.

## Application and assessment timeframes in this quarter

### Application numbers

**Table 2: Total number of applications decided by application type in this quarter**

Application type	Applications decided
Vehicle type approval	940
Concessional RAV entry approval	7,820
Component type approval	120
Authorised vehicle verifier approval	9
Model Report approval	187
Registered automotive workshop approval	19
Specialist and Enthusiast Vehicles Register entry	69
Testing facility approval	27
Non-RAV entry import approval	304
Re-importation import approval	152
Advisory notice (not a road vehicle)	399
<b>Total</b>	<b>10,046</b>

Source notes.

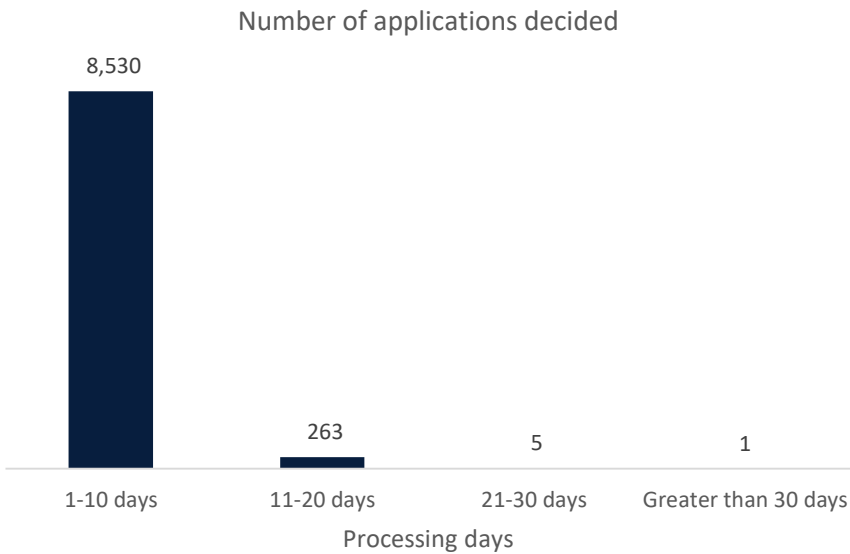
1. Total number of all applications decided from 1 October to 31 December 2024.
2. See [Explanatory notes](#) for details.



## Assessment timeframes compared to the legislated timeframes

For a breakdown by application type, see [Appendix B](#).

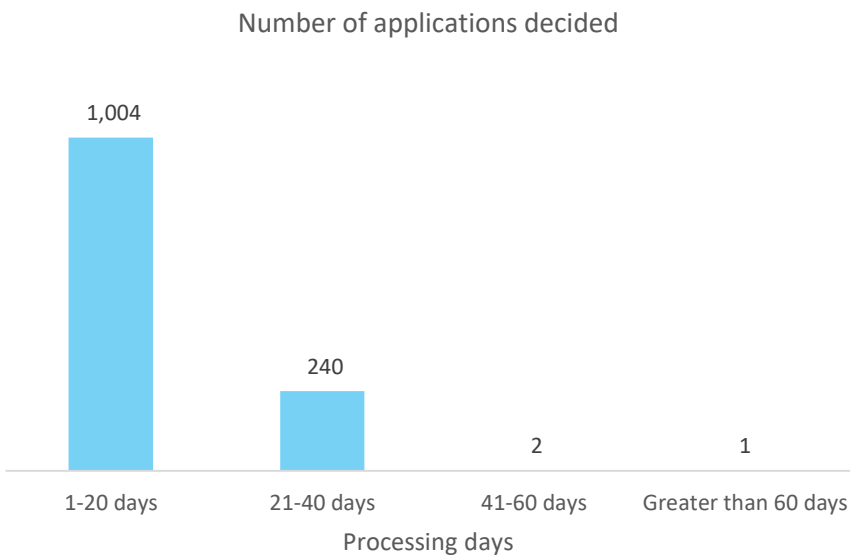
**Figure 4: Processing days for all application types with a 30-day legislated timeframe in this quarter**



Source notes.

1. Total number of all application types with a 30-day legislated decision timeframe and decided from 1 October to 31 December 2024.
2. Timeframe only includes processing days from the last submission to the decision date and excludes any previous submissions for the same application.
3. See [Explanatory notes](#) for details.

**Figure 5: Processing days for all application types with a 60-day legislated timeframe in this quarter**



Source notes.

1. Total number of all application types with a 60-day legislated decision timeframe and decided from 1 October to 31 December 2024.
2. Timeframe only includes processing days from the last submission to the decision date and excludes any previous submissions for the same application.
3. See [Explanatory notes](#) for details.

## Assessment timeframes for new applications

**Table 3: Processing days for new applications from final submission to decision in this quarter**

Application type	Applications decided	Average processing days	Median processing days
Vehicle type approval	365	7.2	4
Concessional RAV entry approval	7,613	5.6	6
Component type approval	92	10.9	8
Authorised vehicle verifier approval	7	11.3	10
Model Report approval	66	20.3	22.5
Registered automotive workshop approval	18	7.2	7
Specialist and Enthusiast Vehicles Register entry	69	10.6	10
Testing facility approval	7	3.1	3
Non-RAV entry import approval	288	5.1	4
Re-importation import approval	152	5.7	6
Advisory notice (not a road vehicle)	399	5.8	6
<b>Total</b>	<b>9,076</b>	<b>5.9</b>	<b>5</b>

Source notes.

1. Total number of applications decided from 1 October to 31 December 2024.
2. Processing days only include from the last submission to the decision date and exclude any previous submissions for the same application.
3. Median processing days is the mid-point or middle value of processing days for the application type.
4. See [Explanatory notes](#) for details.

**Table 4: Processing days to decide new applications, including all previous submissions in this quarter**

Application type	Applications decided	Average processing days	Median processing days
Vehicle type approval	365	9.8	5
Concessional RAV entry approval	7,613	5.8	6
Component type approval	92	13.1	10
Authorised vehicle verifier approval	7	11.9	14
Model Report approval	66	29.8	26
Registered automotive workshop approval	18	7.2	7
Specialist and Enthusiast Vehicles Register entry	69	12.5	12
Testing facility approval	7	4	3
Non-RAV entry import approval	288	5.1	4
Re-importation import approval	152	5.7	6

Application type	Applications decided	Average processing days	Median processing days
Advisory notice (not a road vehicle)	399	5.8	6
<b>Total</b>	<b>9,076</b>	<b>6.3</b>	<b>6</b>

Source notes.

1. Total number of applications decided from 1 October to 31 December 2024.
2. Processing days include from the first submission to a decision.
3. Median processing days is the mid-point or middle value of processing days for the application type.
4. See [Explanatory notes](#) for details.

**Table 5: Percentage of withdrawn and resubmitted new applications in this quarter**

Application type	Applications submitted only once	Applications withdrawn and resubmitted
Vehicle type approval	85.5%	14.5%
Concessional RAV entry approval	95.5%	4.5%
Component type approval	84.8%	15.2%
Authorised vehicle verifier	85.7%	14.3%
Model Report	60.6%	39.4%
Registered automotive workshop	100%	0%
Specialist and Enthusiast Vehicles Register entry	78.3%	21.7%
Testing facility approval	71.4%	28.6%
Non-RAV entry import approval	99.0%	1.0%
Re-importation import approval	100%	0%
Advisory notice (not a road vehicle)	99.5%	0.5%
<b>Total</b>	<b>95.0%</b>	<b>5.0%</b>

Source notes.

1. Total number of applications decided from 1 October to 31 December 2024.
2. Applications for an advisory notice could not be withdrawn and resubmitted in ROVER during this period.
3. See [Explanatory notes](#) for details.

## Assessment timeframes for applications to vary an approval

**Table 6: Processing days to decide variation applications in this quarter**

Application type	Applications decided	Average processing days	Median processing days
Vehicle type approval	575	10.2	5
Concessional RAV entry approval	207	2.7	1
Component type approval	28	15	8.5

Application type	Applications decided	Average processing days	Median processing days
Authorised vehicle verifier	2	10	10
Model Report	121	11.1	7
Registered automotive workshop	1	10	10
Specialist and Enthusiast Vehicles Register entry	-	0	0
Testing facility approval	20	4.1	2
Non-RAV entry import approval	16	3.6	2
Re-importation import approval	-	0	0
Advisory notice (not a road vehicle)	-	0	0
<b>Total</b>	<b>970</b>	<b>8.6</b>	<b>4</b>

## Source notes.

1. Total number of variation applications decided from 1 October to 31 December 2024.
2. Processing days only include from the last submission to a decision and exclude any previous submissions for the same application.
3. Median processing days is the mid-point or middle value of processing days for the application type.
4. See [Explanatory notes](#) for details.

# Compliance and enforcement matters

**Table 7: Non-compliance reports, investigation cases and field activities in 2024**

Activity	Jan-Sept 2024	Oct-Dec 2024
Reports of non-compliance received	256	92
Non-compliance reports closed	260	100
New investigation cases opened	62	11
Investigation cases closed	44	14
Separate field activities undertaken	35	9

Source notes.

1. See [Explanatory notes](#) for details.

**Table 8: Compliance and enforcement outcomes in 2024**

Activity	Jan-Sept 2024	Oct-Dec 2024
Infringement notices issued	0	0
Enforceable Undertakings received and accepted	5	1
Approval revocations – enforced	0	0
Approval suspensions – enforced	17	0

Source notes.

1. See [Explanatory notes](#) for details.

**Table 9: Enforceable Undertakings received and accepted by approval type in 2024**

Activity	Jan-Sept 2024	Oct-Dec 2024
Vehicle type approval	4	1
Concessional RAV entry approval	0	0
Component type approval	0	0
Authorised vehicle verifier approval	1	0
Model Report approval	0	0
Registered automotive workshop approval	0	0
Testing facility approval	0	0
Non-RAV entry import approval	0	0
Re-importation import approval	0	0
<b>Total</b>	<b>5</b>	<b>1</b>

Source notes.

1. See [Explanatory notes](#) for details.

Table 10: Enforced approval revocations and suspensions by approval type in 2024

Approval type	Jan-Sept 2024		Oct-Dec 2024	
	Enforced revocations	Enforced suspensions	Enforced revocations	Enforced suspensions
Vehicle type approval	0	0	0	0
Concessional RAV entry approval	0	0	0	0
Component type approval	0	0	0	0
Authorised vehicle verifier approval	0	1	0	0
Model Report approval	0	15	0	0
Registered automotive workshop approval	0	1	0	0
Testing facility approval	0	0	0	0
Non-RAV entry import approval	0	0	0	0
Re-importation import approval	0	0	0	0
<b>Total</b>	<b>0</b>	<b>17</b>	<b>0</b>	<b>0</b>

Source notes.

1. See [Explanatory notes](#) for details.

# Voluntary approval revocations and suspensions

**Table 11: Voluntary approval revocations and suspensions by approval type in 2024**

Approval type	Jan-Sept 2024		Oct-Dec 2024	
	Voluntary revocations	Voluntary suspensions	Voluntary revocations	Voluntary suspensions
Vehicle type approval	41	7	29	12
Concessional RAV entry approval	153	0	50	0
Component type approval	3	3	1	0
Authorised vehicle verifier approval	11	2	2	0
Model Report approval	0	1	2	5
Registered automotive workshop approval	5	0	2	0
Testing facility approval	5	0	4	0
Non-RAV entry import approval	77	0	8	0
Re-importation import approval	0	0	0	0
<b>Total</b>	<b>295</b>	<b>13</b>	<b>98</b>	<b>17</b>

Source notes.

1. Voluntary revocations and suspensions are made by the approval holder and not by the department.
2. See [Explanatory notes](#) for details.

# Recalls

**Table 12: Recall activities for road vehicles and vehicle components in 2024**

Activity	Jan-Sept 2024	Oct-Dec 2024
Voluntary recalls published	188	104
Risk assessment reviews	2,046	414
Recalls identified and escalated to suppliers in performance review	116	51
Vehicle Identification Number list updates	92	29

Source notes.

1. See [Explanatory notes](#) for details.



# Stakeholder engagement and management

**Table 13: Enquiries managed by the ROVER Level 1 Support team in 2024**

Enquiry type	Jan-Sept 2024	Oct-Dec 2024
Emails	35,838	10,188
Phone calls	22,699	6,821
<b>Total</b>	<b>58,537</b>	<b>17,009</b>

Source notes.

1. See [Explanatory notes](#) for details.

**Table 14: List of stakeholder engagement activities in this quarter**

Activity	Date
RVSA Jurisdictions Webinar	1 October 3 December
RAWs Webinar	10 October
National Heavy Vehicle Regulator regular meeting	16 October 20 November
AVVs Webinar	17 October
AIMVIA Quarterly meeting	29 October
RVSA Industry Webinar	31 October
ROVER Release 9.2 demonstration event on Road Vehicle Descriptors	13 November
NEVDIS/Austrroads regular meeting	13 November
ROVER Release 9.2 demonstration event	18 November
BIC National Conference	20-21 November

Source notes.

1. See [Explanatory notes](#) for details.

## Appendix A – Explanatory notes

### Register of Approved Vehicles

Data on the RAV was sourced from ROVER on 2 January 2025.

The number of vehicles entered on the Register of Approved Vehicles (RAV) includes active vehicles only. The term ‘active vehicles’ refer to vehicles on the RAV at the time the data is sourced from ROVER.

Occasionally, vehicles are requested to be removed from the RAV and when this happens they are made inactive. Therefore, this report includes data on active vehicles only to provide a more accurate representation of the number of vehicles on the RAV.

### Applications and assessment data source and reporting period

Data on applications and their assessment was sourced from ROVER via the department’s Ready Access to Data Analytics and Reporting (RADAR) data management system on 3 January 2025. It includes data on decided applications (new, varied and resubmitted) and excludes data on applications still under assessment.

### New and variation applications

A new application is an application that has been submitted for the first time.

A variation application is when an approval holder applies to make a change to an existing approval.

### Application assessment day and legislated timeframes

An assessment day is counted as a business day in the Australian Capital Territory. A business day under section 5 of the [Road Vehicle Standard Rules 2019](#) means a day that is not a Saturday, Sunday or public holiday in the Australian Capital Territory.

The processing time starts the day after the date the application is submitted and paid. However, if an application was submitted, assessed and decided on the same day, it is counted as one processing day.

The assessment clock pauses when the department makes a request for information (RFI) and then resumes after the applicant responds to the RFI.

The RVS legislation does not apply a formal timeframe for the department to assess variation applications. However, the department assesses variation applications in line with the legislated timeframe for each applications type.

The legislated timeframe for processing vehicle type approval, component type approval and Model Report approval applications is 60 business days. All other application types are 30 business days, including advisory notices, which are subject to a service charter timeframe of 30 business days.

### Application decision types

The types of decisions that can be made on an application include the following:

- grant an approval
- refuse to grant an approval
- enter a vehicle on the Specialist and Enthusiast Vehicles Register
- refuse to enter a vehicle on the Specialist and Enthusiast Vehicles Register

- issue an advisory notice that a thing is not a road vehicle
- refuse to issue an advisory notice that a thing is not a road vehicle
- refuse to consider an application.

## Compliance and enforcement

Data on compliance and enforcement activities was sourced from ROVER on 2 January 2025.

An approval revocation or suspension can be enforced or voluntary.

An enforced revocation or suspension occurs when the department decides, in certain circumstances, that an approval should be revoked or suspended.

An approval holder may voluntarily request to have their approval suspended or revoked for a number of reasons. An approval holder may decide to suspend or revoke their approval after having discussions with the department, if they are making substantial changes to their business operations or decide not to continue with the purchase or import of a vehicle.

## Compulsory and voluntary recalls

Data on compulsory and voluntary recalls was sourced from ROVER on 24 December 2024.

A compulsory recall occurs (rarely) when the Minister exercises the power to issue a compulsory notice for road vehicles or approved road vehicle components of a particular kind where it appears such vehicles or components:

- will or may cause injury to any person through use (or misuse), or
- do not or it is likely that they do not comply with relevant standards, and
- one or more suppliers of such vehicles or such components have not taken satisfactory action to prevent injury or resolve non-compliance.

A voluntary recall is usually undertaken by the entity, whether an individual in business or a company, responsible for the supply of a vehicle or component for the first time to the Australian market through trade or commerce. However, it may also be appropriate for another entity in the supply chain to undertake the recall action.

## Published recalls

Data on published recalls was sourced from ROVER on 24 December 2024.

Recalls are notified to the department, the hazard and defect wording is negotiated with (and agreed to by) suppliers, and the recall is prioritised based on a risk assessment to establish performance benchmarks that inform performance monitoring until closed.

## Recalls identified in performance reviews

Sections of the industry are audited to establish recall underperformance and conduct performance discussions. The data has been drawn from the audit findings.

## Risk Assessment Reviews

Risk assessments for open recalls are periodically reviewed to maintain their current priority, which informs performance review action.

## Enquiries

Enquiries include those received by the ROVER Level 1 Support team. Enquiry data was sourced from ROVER, the department's telephony system and emails on 2 January 2025.

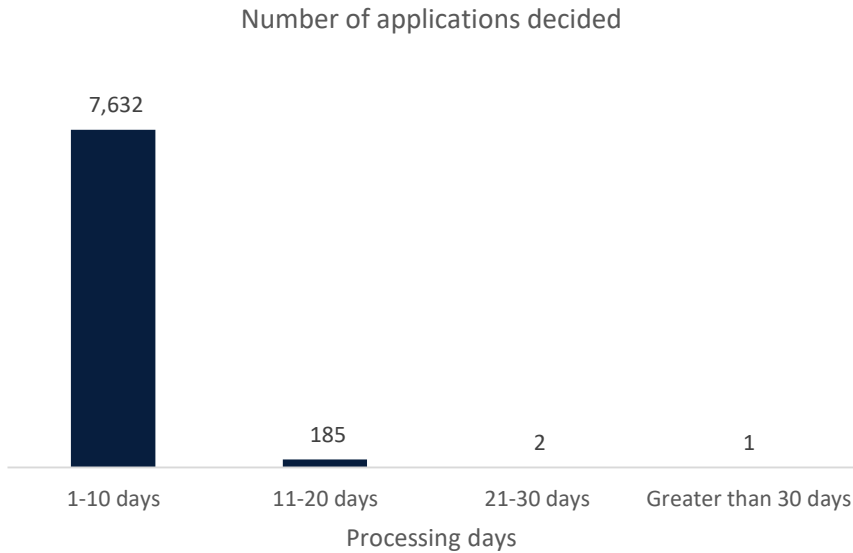
## Stakeholder engagement activities

Stakeholder engagement activities include events that were either hosted by the Vehicle Safety Operations Branch or Vehicle Safety Policy and Partnerships Branch, or organised by an external RVS stakeholder. This report does not include stakeholder consultation activities relating to specific activities, for example, vehicle standards being made or amended or framework reviews.

# Appendix B – Assessment timeframes compared to legislated timeframes by application type in this quarter

## Applications with a 30-day legislated timeframe

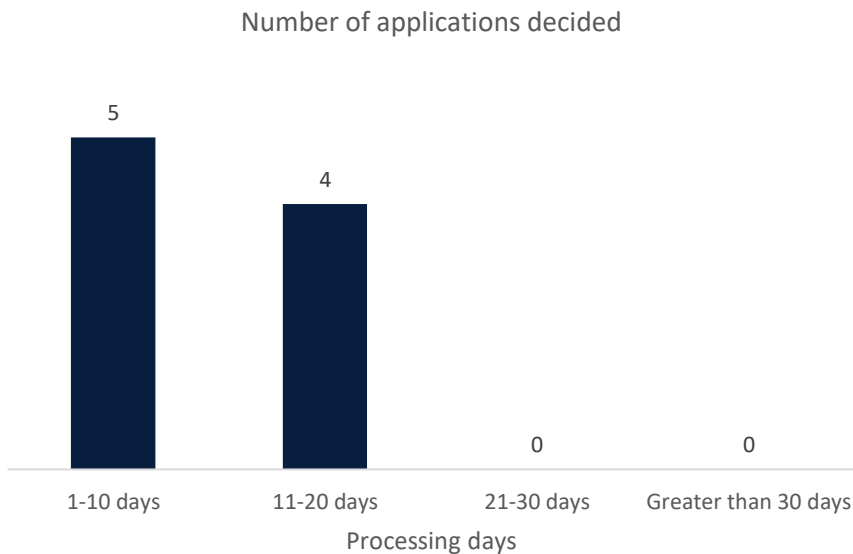
**Figure 6: Processing days for concessional RAV entry approval applications in this quarter**



Source notes.

1. Total number of concessional RAV entry approval applications decided from 1 October to 31 December 2024.
2. Timeframe only includes processing days from the last submission to the decision date and excludes any previous submissions for the same application.
3. See [Explanatory notes](#) for details.

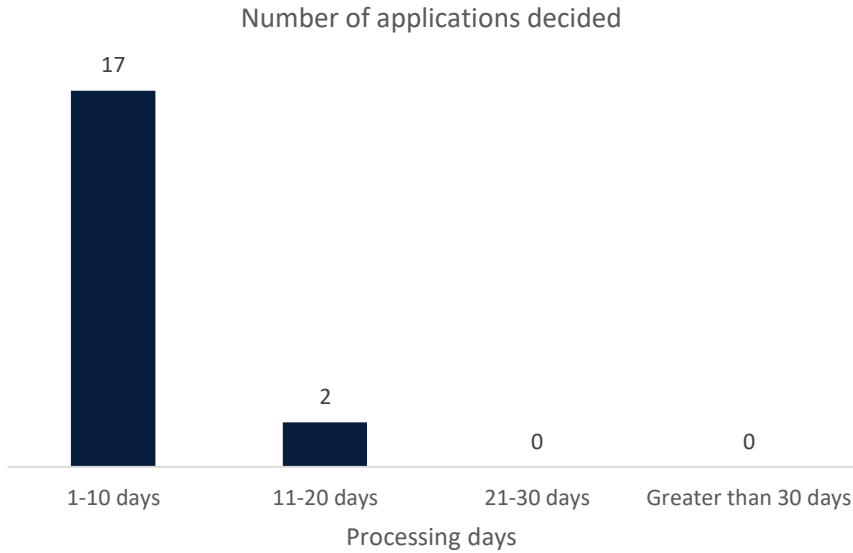
**Figure 7: Processing days for authorised vehicle verifier approval applications in this quarter**



Source notes.

- 1. Total number of authorised vehicle verifier approval applications decided from 1 October to 31 December 2024.
- 2. Timeframe only includes processing days from the last submission to the decision date and excludes any previous submissions for the same application.
- 3. See [Explanatory notes](#) for details

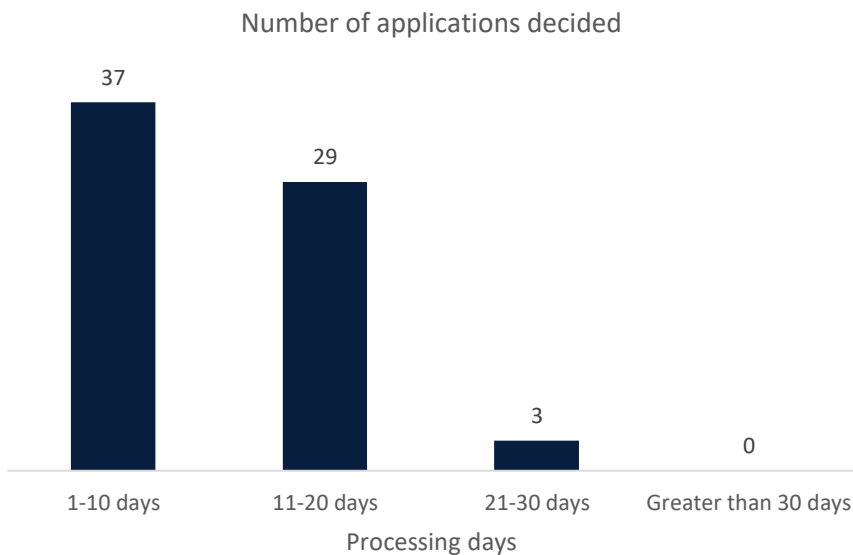
**Figure 8: Processing days for registered automotive workshop approval applications in this quarter**



Source notes.

- 1. Total number of registered automotive workshop approval applications decided from 1 October to 31 December 2024.
- 2. Timeframe only includes processing days from the last submission to the decision date and excludes any previous submissions for the same application.
- 3. See [Explanatory notes](#) for details

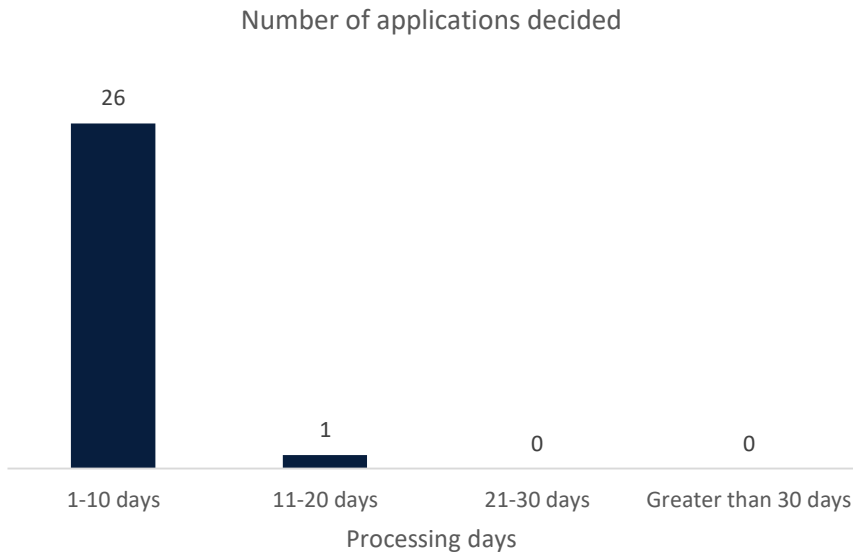
**Figure 9: Processing days for Specialist and Enthusiast Vehicles Register entry applications in this quarter**



Source notes.

- 1. Total number of Specialist and Enthusiast Vehicles Register entry approval applications decided from 1 October to 31 December 2024.
- 2. Timeframe only includes processing days from the last submission to the decision date and excludes any previous submissions for the same application.
- 3. See [Explanatory notes](#) for details

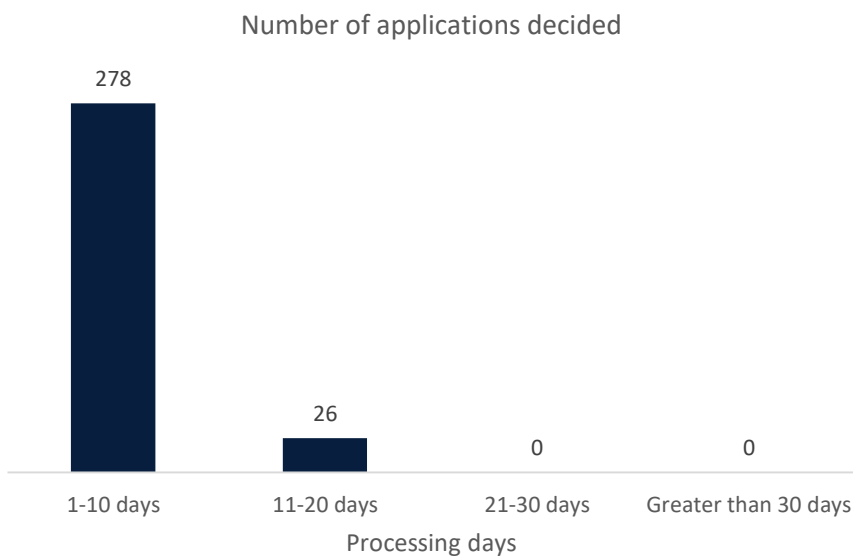
Figure 10: Processing days for testing facility approval applications in this quarter



Source notes.

4. Total number of Specialist and testing facility applications decided from 1 October to 31 December 2024.
5. Timeframe only includes processing days from the last submission to the decision date and excludes any previous submissions for the same application.
6. See [Explanatory notes](#) for details

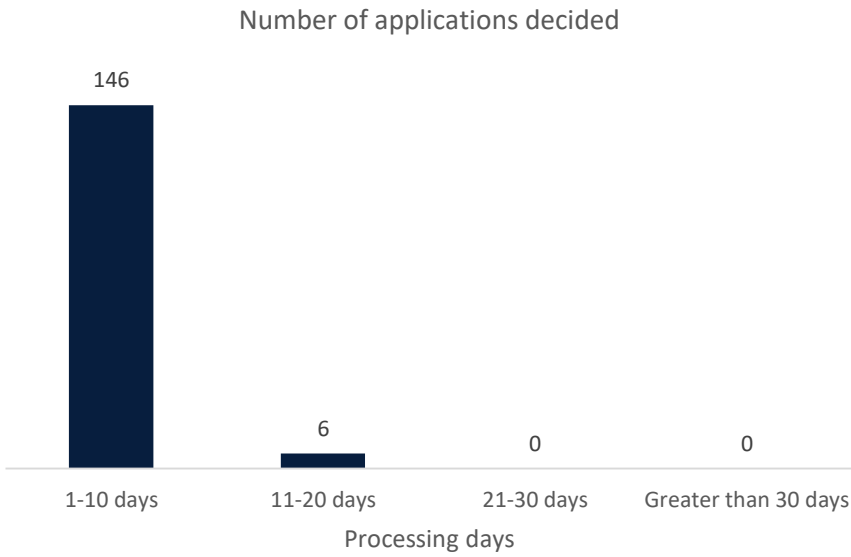
Figure 11: Processing days for non-RAV entry import approval applications in this quarter



Source notes.

1. Total number of non-RAV entry import approval applications decided from 1 October to 31 December 2024.
2. Timeframe only includes processing days from the last submission to the decision date and excludes any previous submissions for the same application.
3. See [Explanatory notes](#) for details

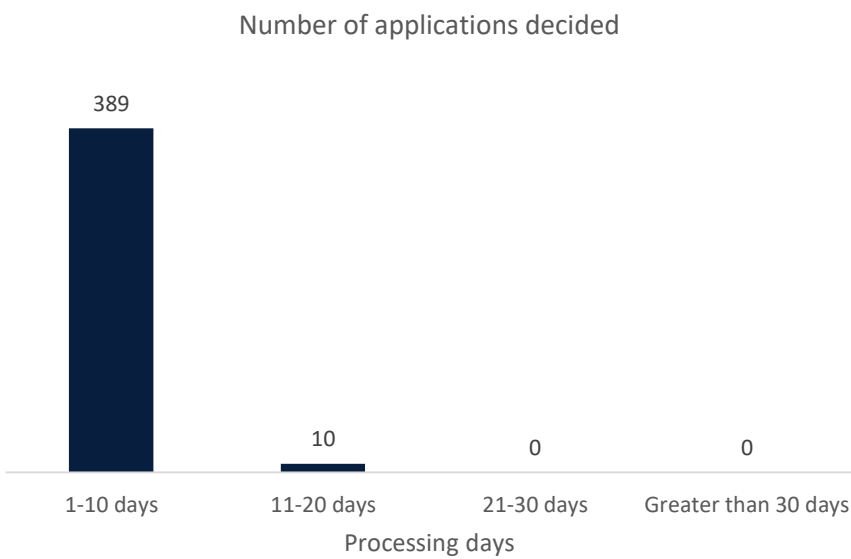
Figure 12: Processing days for re-importation import approval applications in this quarter



Source notes.

4. Total number of re-importation import approval applications decided from 1 October to 31 December 2024.
5. Timeframe only includes processing days from the last submission to the decision date and excludes any previous submissions for the same application.
6. See [Explanatory notes](#) for details

Figure 13: Processing days for advisory notice (not a road vehicle) applications in this quarter



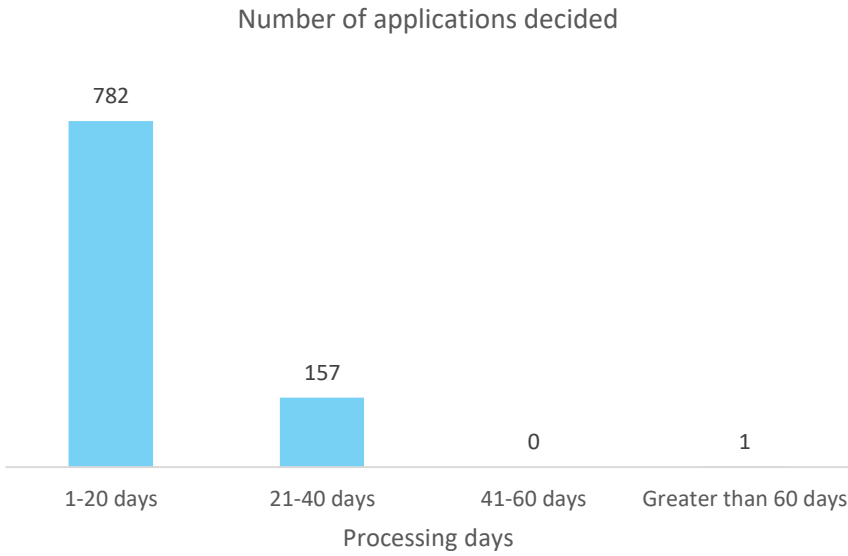
Source notes.

1. Total number of advisory notice applications decided from 1 October to 31 December 2024.
2. Timeframe only includes processing days from the last submission to the decision date and excludes any previous submissions for the same application.
3. See [Explanatory notes](#) for details



## Applications with a 60-day legislated timeframe

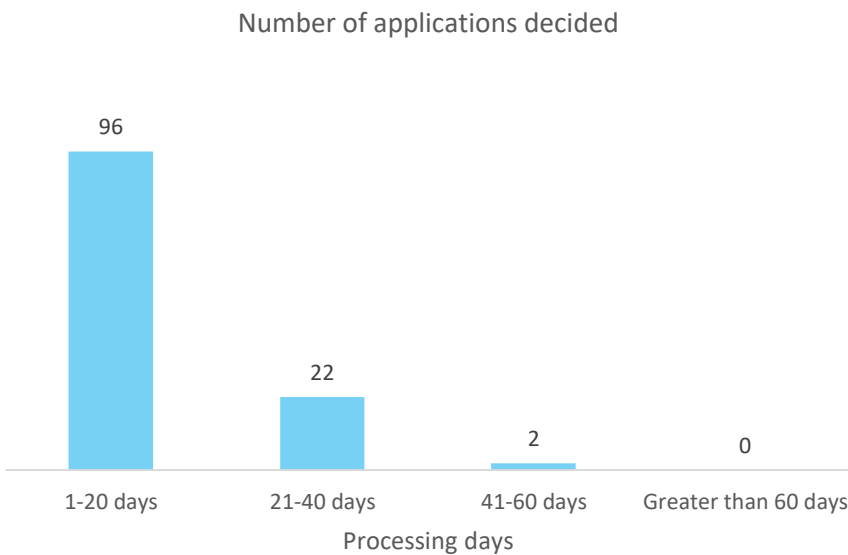
Figure 14: Processing days for vehicle type approval applications in this quarter



Source notes.

1. Total number of vehicle type approval applications decided from 1 October to 31 December 2024.
2. Timeframe only includes processing days from the last submission to the decision date and excludes any previous submissions for the same application.
3. See [Explanatory notes](#) for details

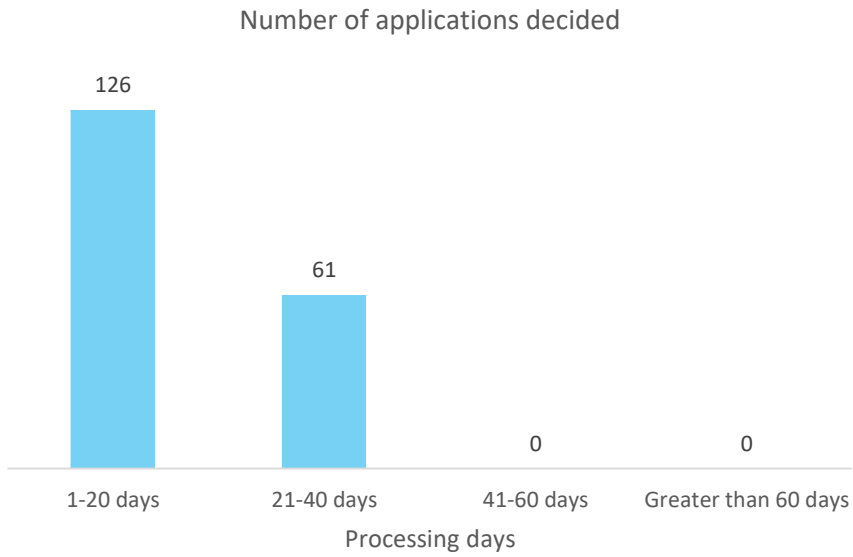
Figure 15: Processing days for component type approval applications in this quarter



Source notes.

1. Total number of component type approval applications decided from 1 October to 31 December 2024.
2. Timeframe only includes processing days from the last submission to the decision date and excludes any previous submissions for the same application.
3. See [Explanatory notes](#) for details

Figure 16: Processing days for Model Report approval applications in this quarter



Source notes.

1. Total number of Model Report applications decided from 1 October to 31 December 2024.
2. Timeframe only includes processing days from the last submission to the decision date and excludes any previous submissions for the same application.
3. See [Explanatory notes](#) for details