



Australian Government

**Department of Infrastructure, Transport,
Regional Development, Communications and the Arts**

The Regulatory Report – Issue 1

Road Vehicle Standards legislation

October 2024



Ownership of intellectual property rights in this publication

Unless otherwise noted, copyright (and any other intellectual property rights, if any) in this publication is owned by the Commonwealth of Australia (referred to below as the Commonwealth).

Disclaimer

The material contained in this publication is made available on the understanding that the Commonwealth is not providing professional advice, and that users exercise their own skill and care with respect to its use, and seek independent advice if necessary.

The Commonwealth makes no representations or warranties as to the contents or accuracy of the information contained in this publication. To the extent permitted by law, the Commonwealth disclaims liability to any person or organisation in respect of anything done, or omitted to be done, in reliance upon information contained in this publication.

Use of the Coat of Arms

The Department of the Prime Minister and Cabinet sets the terms under which the Coat of Arms is used. Please refer to the Commonwealth Coat of Arms - Information and Guidelines publication available at <http://www.pmc.gov.au>.

Contact us

This publication is available in PDF format. All other rights are reserved, including in relation to any departmental logos or trademarks which may exist. For enquiries regarding the licence and any use of this publication, please contact:

Director
Vehicle Safety Operations Branch
Department of Infrastructure, Transport, Regional Development, Communications and the Arts
PO Box 594
Canberra ACT 2601
Australia

Email: ROVERinfo@infrastructure.gov.au

Website: www.infrastructure.gov.au

Table of Contents

The Regulatory Report	5
Report highlights	5
Register of Approved Vehicles	6
Applications and assessment timeframes	7
Assessment timeframes overview	7
Application and assessment timeframes in this quarter	8
Application numbers	8
Assessment timeframes compared to the legislated timeframes	9
Assessment timeframes for new applications	10
Assessment timeframes for applications to vary an approval	11
Compliance and enforcement matters	13
Voluntary approval revocations and suspensions	15
Recalls	16
Stakeholder engagement and management	17
Appendix A – Explanatory notes	18
Register of Approved Vehicles	18
Applications and assessment data source and reporting period	18
New and variation applications	18
Application assessment day and legislated timeframes	18
Application decision types	18
Compliance and enforcement	19
Compulsory and voluntary recalls	19
Published recalls	19
Recalls identified in performance reviews	19
Risk Assessment Reviews	19
Enquiries	20
Stakeholder engagement activities	20
Appendix B – Assessment timeframes compared to legislated timeframes by application type in this quarter	21
Applications with a 30-day legislated timeframe	21
Applications with a 60-day legislated timeframe	25

List of Figures and Tables

Table 1: Vehicles entered on the Register of Approved Vehicles	6
Figure 1: Total number of applications decided by legislated timeframe in 2024.....	7

Figure 2: Median processing days for application types with a 30-day legislated timeframe in 20247

Figure 3: Median processing days for application types with a 60-day legislated timeframe in 20248

Table 2: Total number of applications decided by application type in this quarter8

Figure 4: Processing days for all application types with a 30-day legislated timeframe in this quarter9

Figure 5: Processing days for all application types with a 60-day legislated timeframe in this quarter9

Table 3: Processing days for new applications from final submission to decision in this quarter 10

Table 4: Processing days to decide new applications, including all previous submissions in this quarter 10

Table 5: Percentage of withdrawn and resubmitted new applications in this quarter 11

Table 6: Processing days to decide variation applications in this quarter 11

Table 7: Non-compliance reports, investigation cases and field activities in 2024..... 13

Table 8: Compliance and enforcement outcomes in 2024..... 13

Table 9: Enforceable Undertakings received and accepted by approval type in 2024 13

Table 10: Enforced approval revocations and suspensions by approval type in this quarter..... 14

Table 11: Enforced approval revocations and suspensions by approval type from January to June 2024..... 14

Table 12: Voluntary approval revocations and suspensions by approval type in this quarter 15

Table 13: Voluntary revocations and suspensions by approval type from January to June 2024 15

Table 14: Recall activities for road vehicles and vehicle components in 2024 16

Table 15: Enquiries managed by the ROVER Level 1 Support team in this quarter 17

Table 16: List of stakeholder engagement activities in this quarter 17

Figure 6: Processing days for concessional RAV entry approval applications in this quarter 21

Figure 7: Processing days for authorised vehicle verifier approval applications in this quarter 21

Figure 8: Processing days for registered automotive workshop approval applications in this quarter..... 22

Figure 9: Processing days for Specialist and Enthusiast Vehicles Register entry applications in this quarter 22

Figure 10: Processing days for testing facility approval applications in this quarter 23

Figure 11: Processing days for non-RAV entry import approval applications in this quarter 23

Figure 12: Processing days for re-importation import approval applications in this quarter 24

Figure 13: Processing days for advisory notice (not a road vehicle) applications in this quarter 24

Figure 14: Processing days for vehicle type approval applications in this quarter 25

Figure 15: Processing days for component type approval applications in this quarter 25

Figure 16: Processing days for Model Report approval applications in this quarter 26

The Regulatory Report

The Regulatory Report provides statistics on Road Vehicle Standards (RVS) regulatory activities conducted by the Department of Infrastructure, Transport, Regional Development, Communications and the Arts (the department).

This is the first edition of the report and it provides information on regulatory activities occurring between July and September 2024. Regulatory activities include the number of vehicles on the Register of Approved Vehicles (RAV), application assessment timeframes, recalls, compliance and enforcement matters, and stakeholder engagement and enquiries.

We recommend you to read our findings in conjunction with the explanatory notes provided at [Appendix A](#).

Report highlights

- There were 381,978 vehicles added to the Register of Approved Vehicles in this quarter.
- The department decided more applications between July and September 2024 (12,766) than the previous quarter (12,144). All applications were decided within the legislated timeframe.
- In this quarter, the median processing days for deciding an application has decreased across all application types.
- Applications types with 30-day legislated timeframes reduced from 12 to 9 processing days and 60-day legislated timeframes reduced from 12 to 10 processing days.
- The percentage of withdrawn and resubmitted applications between July and September 2024 are low, with the exception of Model Report and testing facility applications. The reduction in the number of resubmitted applications across majority of application types may be due to better quality applications being submitted in this quarter.
- The ROVER Level 1 Support team actioned a total of 22,467 enquiries (by telephone and email) in this quarter.
- The department attended a total of 7 RVS stakeholder engagement events, including department hosted industry webinars and externally organised events.

Register of Approved Vehicles

Table 1: Vehicles entered on the Register of Approved Vehicles

Date	Vehicles on the RAV
1 July to 30 September 2024	381,978
Total number of vehicles	4,160,209

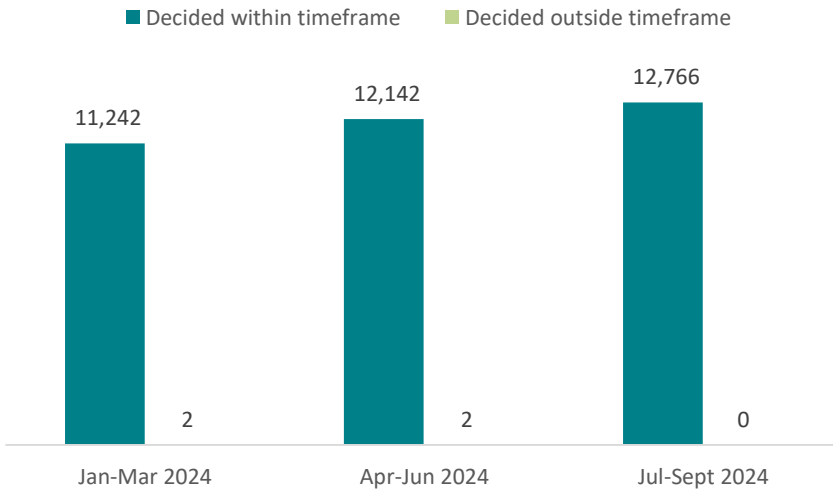
Source notes.

1. Number of vehicles entered on the RAV include active vehicles only.
2. Total number of vehicles on the RAV is from 1 July 2021 to 30 September 2024.
3. See [Explanatory notes](#) for details.

Applications and assessment timeframes

Assessment timeframes overview

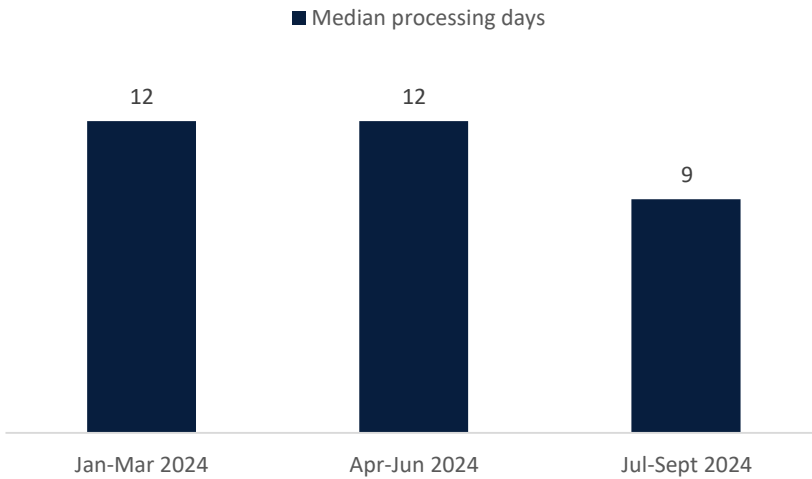
Figure 1: Total number of applications decided by legislated timeframe in 2024



Source notes.

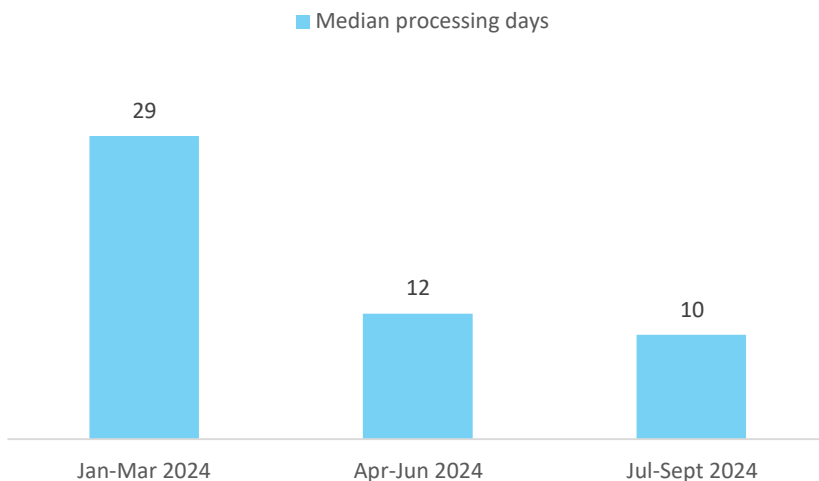
1. Total number of all application decided from 1 January to 30 September 2024.
2. Timeframe only includes processing days from the last submission to the decision date and excludes any previous submissions for the same application.
3. See [Explanatory notes](#) for details.

Figure 2: Median processing days for application types with a 30-day legislated timeframe in 2024



Source notes.

1. Total number of all application types with a 30-day legislated decision timeframe and decided from 1 January to 30 September 2024.
2. Timeframe only includes processing days from the last submission to the decision date and excludes any previous submissions for the same application.
3. See [Explanatory notes](#) for details.

Figure 3: Median processing days for application types with a 60-day legislated timeframe in 2024

Source notes.

1. Total number of all application types with a 60-day legislated decision timeframe and decided from 1 January to 30 September 2024.
2. Timeframe only includes processing days from the last submission to the decision date and excludes any previous submissions for the same application.
3. See [Explanatory notes](#) for details.

Application and assessment timeframes in this quarter

Application numbers

Table 2: Total number of applications decided by application type in this quarter

Application type	Applications decided
Vehicle type approval	1,152
Concessional RAV entry approval	10,160
Component type approval	109
Authorised vehicle verifier approval	13
Model Report approval	174
Registered automotive workshop approval	25
Specialist and Enthusiast Vehicles Register entry	47
Testing facility approval	28
Non-RAV entry import approval	426
Re-importation import approval	159
Advisory notice (not a road vehicle)	473
Total	12,766

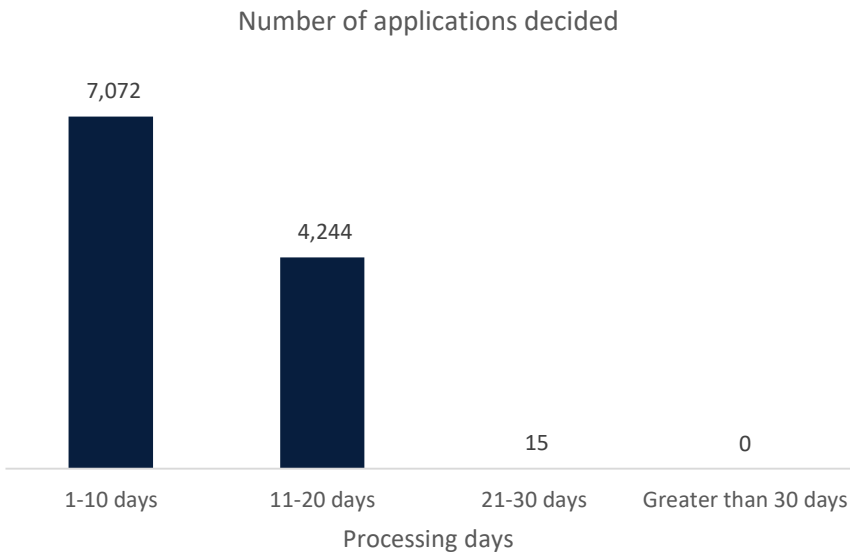
Source notes.

1. Total number of all applications decided from 1 July to 30 September 2024.
2. See [Explanatory notes](#) for details.

Assessment timeframes compared to the legislated timeframes

For a breakdown by application type, see [Appendix B](#).

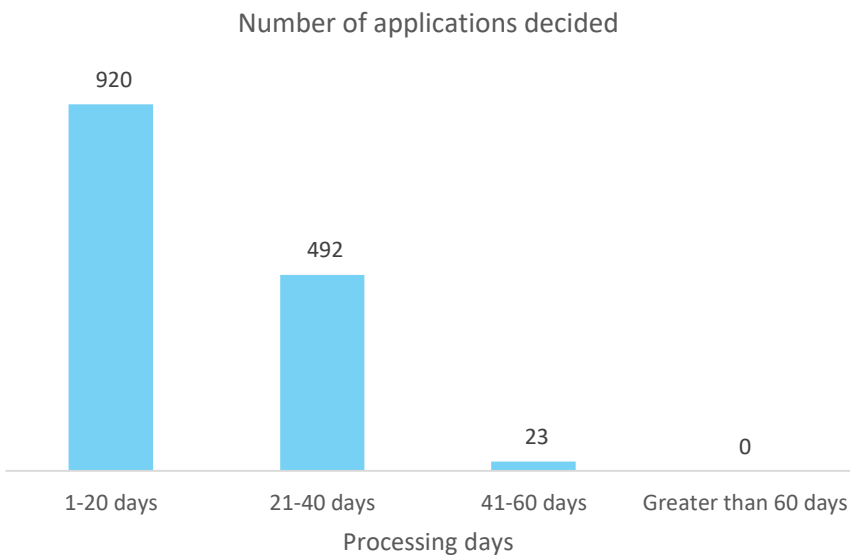
Figure 4: Processing days for all application types with a 30-day legislated timeframe in this quarter



Source notes.

1. Total number of all application types with a 30-day legislated decision timeframe and decided from 1 July to 30 September 2024.
2. Timeframe only includes processing days from the last submission to the decision date and excludes any previous submissions for the same application.
3. See [Explanatory notes](#) for details.

Figure 5: Processing days for all application types with a 60-day legislated timeframe in this quarter



Source notes.

1. Total number of all application types with a 60-day legislated decision timeframe and decided from 1 July to 30 September 2024.
2. Timeframe only includes processing days from the last submission to the decision date and excludes any previous submissions for the same application.
3. See [Explanatory notes](#) for details.

Assessment timeframes for new applications

Table 3: Processing days for new applications from final submission to decision in this quarter

Application type	Applications decided	Average processing days	Median processing days
Vehicle type approval	439	13	6
Concessional RAV entry approval	9,922	9	9
Component type approval	74	17.8	13
Authorised vehicle verifier approval	9	7.6	8
Model Report approval	96	19.2	21
Registered automotive workshop approval	20	7.1	7
Specialist and Enthusiast Vehicles Register entry	47	8.8	8
Testing facility approval	11	7.5	6
Non-RAV entry import approval	410	7.9	8
Re-importation import approval	158	8.2	8
Advisory notice (not a road vehicle)	473	8.4	8
Total	11,659	9.2	9

Source notes.

1. Total number of applications decided from 1 July to 30 September 2024.
2. Processing days only include from the last submission to the decision date and exclude any previous submissions for the same application.
3. Median processing days is the mid-point or middle value of processing days for the application type.
4. See [Explanatory notes](#) for details.

Table 4: Processing days to decide new applications, including all previous submissions in this quarter

Application type	Applications decided	Average processing days	Median processing days
Vehicle type approval	439	17.4	8
Concessional RAV entry approval	9,922	9.1	9
Component type approval	74	19.6	19
Authorised vehicle verifier approval	9	7.9	8
Model Report approval	96	33.5	29
Registered automotive workshop approval	20	7.1	7
Specialist and Enthusiast Vehicles Register entry	47	9	8
Testing facility approval	11	7.8	6
Non-RAV entry import approval	410	7.9	8
Re-importation import approval	158	8.5	8

Application type	Applications decided	Average processing days	Median processing days
Advisory notice (not a road vehicle)	473	8.4	8
Total	11,659	9.6	9

Source notes.

1. Total number of applications decided from 1 July to 30 September 2024.
2. Processing days include from the first submission to a decision.
3. Median processing days is the mid-point or middle value of processing days for the application type.
4. See [Explanatory notes](#) for details.

Table 5: Percentage of withdrawn and resubmitted new applications in this quarter

Application type	Applications submitted only once	Applications withdrawn and resubmitted
Vehicle type approval	83.1%	16.9%
Concessional RAV entry approval	97.5%	2.5%
Component type approval	86.5%	13.5%
Authorised vehicle verifier	88.9%	11.1%
Model Report	54.2%	45.8%
Registered automotive workshop	95%	5%
Specialist and Enthusiast Vehicles Register entry	93.6%	6.4%
Testing facility approval	72.7%	27.3%
Non-RAV entry import approval	99.3%	0.7%
Re-importation import approval	97.5%	2.5%
Advisory notice (not a road vehicle)	99.8%	0.2%
Total	96.7%	3.3%

Source notes.

1. Total number of applications decided from 1 July to 30 September 2024.
2. Applications for an advisory notice could not be withdrawn and resubmitted in ROVER during this period.
3. See [Explanatory notes](#) for details.

Assessment timeframes for applications to vary an approval

Table 6: Processing days to decide variation applications in this quarter

Application type	Applications decided	Average processing days	Median processing days
Vehicle type approval	713	16.6	12
Concessional RAV entry approval	238	1.2	1
Component type approval	35	11.3	5

Application type	Applications decided	Average processing days	Median processing days
Authorised vehicle verifier	4	4	3.5
Model Report	78	15.6	16
Registered automotive workshop	5	8.2	6
Specialist and Enthusiast Vehicles Register entry	0	0	0
Testing facility approval	17	5	4
Non-RAV entry import approval	16	2.2	1.5
Re-importation import approval	1	1	1
Advisory notice (not a road vehicle)	0	0	0
Total	1,107	12.5	6

Source notes.

1. Total number of variation applications decided from 1 July to 30 September 2024.
2. Processing days only include from the last submission to a decision and exclude any previous submissions for the same application.
3. Median processing days is the mid-point or middle value of processing days for the application type.
4. See [Explanatory notes](#) for details.

Compliance and enforcement matters

Table 7: Non-compliance reports, investigation cases and field activities in 2024

Activity	Jan-Jun 2024	Jul-Sept 2024
Reports of non-compliance received	168	88
Non-compliance reports closed	167	93
New investigation cases opened	31	31
Investigation cases closed	18	26
Separate field activities undertaken	16	19

Source notes.

1. See [Explanatory notes](#) for details.

Table 8: Compliance and enforcement outcomes in 2024

Activity	Jan-Jun 2024	Jul-Sept 2024
Infringement notices issued	0	0
Enforceable Undertakings received and accepted	1	4
Approval revocations – enforced	0	0
Approval suspensions – enforced	13	4

Source notes.

1. See [Explanatory notes](#) for details.

Table 9: Enforceable Undertakings received and accepted by approval type in 2024

Activity	Jan-Jun 2024	Jul-Sept 2024
Vehicle type approval	1	3
Concessional RAV entry approval	0	0
Component type approval	0	0
Authorised vehicle verifier approval	0	1
Model Report approval	0	0
Registered automotive workshop approval	0	0
Testing facility approval	0	0
Non-RAV entry import approval	0	0
Re-importation import approval	0	0
Total	1	4

Source notes.

1. See [Explanatory notes](#) for details.

Table 10: Enforced approval revocations and suspensions by approval type in this quarter

Approval type	Enforced revocations	Enforced suspensions
Vehicle type approval	0	0
Concessional RAV entry approval	0	0
Component type approval	0	0
Authorised vehicle verifier approval	0	0
Model Report approval	0	4
Registered automotive workshop approval	0	0
Testing facility approval	0	0
Non-RAV entry import approval	0	0
Re-importation import approval	0	0
Total	0	4

Source notes.

1. See [Explanatory notes](#) for details.

Table 11: Enforced approval revocations and suspensions by approval type from January to June 2024

Approval type	Enforced revocations	Enforced suspensions
Vehicle type approval	0	0
Concessional RAV entry approval	0	0
Component type approval	0	0
Authorised vehicle verifier approval	0	1
Model Report approval	0	11
Registered automotive workshop approval	0	1
Testing facility approval	0	0
Non-RAV entry import approval	0	0
Re-importation import approval	0	0
Total	0	13

Source notes.

1. See [Explanatory notes](#) for details.

Voluntary approval revocations and suspensions

Table 12: Voluntary approval revocations and suspensions by approval type in this quarter

Approval type	Voluntary revocations	Voluntary suspensions
Vehicle type approval	22	2
Concessional RAV entry approval	44	0
Component type approval	3	3
Authorised vehicle verifier approval	5	2
Model Report approval	0	0
Registered automotive workshop approval	1	0
Testing facility approval	3	0
Non-RAV entry import approval	7	0
Re-importation import approval	0	0
Total	85	7

Source notes.

1. Voluntary revocations and suspensions are made by the approval holder and not by the department.
2. See [Explanatory notes](#) for details.

Table 13: Voluntary revocations and suspensions by approval type from January to June 2024

Approval type	Number of revocations	Number of suspensions
Vehicle type approval	19	5
Concessional RAV entry approval	109	0
Component type approval	0	0
Authorised vehicle verifier approval	6	0
Model Report approval	0	1
Registered automotive workshop approval	4	0
Testing facility approval	2	0
Non-RAV entry import approval	70	0
Re-importation import approval	0	0
Total	210	6

Source notes.

1. Voluntary revocations and suspensions are made by the approval holder and not by the department.
2. See [Explanatory notes](#) for details.

Recalls

Table 14: Recall activities for road vehicles and vehicle components in 2024

Activity	Jan-Jun 2024	Jul-Sept 2024
Voluntary recalls published	127	61
Risk assessment reviews	1,662	384
Recalls identified and escalated to suppliers in performance review	78	38
Vehicle Identification Number list updates	59	33

Source notes.

1. See [Explanatory notes](#) for details.

Stakeholder engagement and management

Table 15: Enquiries managed by the ROVER Level 1 Support team in this quarter

Enquiry type	Jan-Jun 2024	Jul-Sept 2024
Emails	21,951	13,887
Phone calls	14,119	8,580
Total	36,070	22,467

Source notes.

1. See [Explanatory notes](#) for details.

Table 16: List of stakeholder engagement activities in this quarter

Activity	Date
ROVER Industry Feedback Workshop	5 August
RVSA Jurisdictions Webinar	6 August
AIMVIA Quarterly meeting	21 August
RVSA Industry Webinar	29 August
ROVER Release 9.1 Demonstration	4 September
BIC National Bus & Coach Show	17-18 September
Cranes Webinar	25 September

Source notes.

1. See [Explanatory notes](#) for details.

Appendix A – Explanatory notes

Register of Approved Vehicles

Data on the RAV was sourced from ROVER on 1 October 2024.

The number of vehicles entered on the Register of Approved Vehicles (RAV) includes active vehicles only. The term ‘active vehicles’ refer to vehicles on the RAV at the time the data is sourced from ROVER.

Occasionally, vehicles are requested to be removed from the RAV and when this happens they are made inactive. Therefore, this report includes data on active vehicles only to provide a more accurate representation of the number of vehicles on the RAV.

Applications and assessment data source and reporting period

Data on applications and their assessment was sourced from ROVER via the department’s Ready Access to Data Analytics and Reporting (RADAR) data management system on 2 October 2024. It includes data on decided applications (new, varied and resubmitted) and excludes data on applications still under assessment.

New and variation applications

A new application is an application that has been submitted for the first time.

A variation application is when an approval holder applies to make a change to an existing approval.

Application assessment day and legislated timeframes

An assessment day is counted as a business day in the Australian Capital Territory. A business day under section 5 of the [Road Vehicle Standard Rules 2019](#) means a day that is not a Saturday, Sunday or public holiday in the Australian Capital Territory.

The processing time starts the day after the date the application is submitted and paid. However, if an application was submitted, assessed and decided on the same day, it is counted as one processing day.

The assessment clock pauses when the department makes a request for information (RFI) and then resumes after the applicant responds to the RFI.

The RVS legislation does not apply a formal timeframe for the department to assess variation applications. However, the department assesses vary applications in line with the legislated timeframe for each applications type.

The legislated timeframe for processing vehicle type approval, component type approval and Model Report approval applications is 60 business days. All other application types are 30 business days, including advisory notices, which are subject to a service charter timeframe of 30 business days.

Application decision types

The types of decisions that can be made on an application include the following:

- grant an approval
- refuse to grant an approval
- enter a vehicle on the Specialist and Enthusiast Vehicles Register
- refuse to enter a vehicle on the Specialist and Enthusiast Vehicles Register

- issue an advisory notice that a thing is not a road vehicle
- refuse to issue an advisory notice that a thing is not a road vehicle
- refuse to consider an application.

Compliance and enforcement

Data on compliance and enforcement activities was sourced from ROVER on 1 July and 1 October 2024.

An approval revocation or suspension can be enforced or voluntary.

An enforced revocation or suspension occurs when the department decides, in certain circumstances, that an approval should be revoked or suspended.

An approval holder may voluntarily request to have their approval suspended or revoked for a number of reasons. An approval holder may decide to suspend or revoke their approval after having discussions with the department, if they are making substantial changes to their business operations or decide not to continue with the purchase or import of a vehicle.

Compulsory and voluntary recalls

Data on compulsory and voluntary recalls was sourced from ROVER on 1 October 2024.

A compulsory recall occurs (rarely) when the Minister exercises the power to issue a compulsory notice for road vehicles or approved road vehicle components of a particular kind where it appears such vehicles or components:

- will or may cause injury to any person through use (or misuse), or
- do not or it is likely that they do not comply with relevant standards, and
- one or more suppliers of such vehicles or such components have not taken satisfactory action to prevent injury or resolve non-compliance.

A voluntary recall is usually undertaken by the entity, whether an individual in business or a company, responsible for the supply of a vehicle or component for the first time to the Australian market through trade or commerce. However, it may also be appropriate for another entity in the supply chain to undertake the recall action.

Published recalls

Data on published recalls was sourced from ROVER on 1 October 2024.

Recalls are notified to the department, the hazard and defect wording is negotiated with (and agreed to by) suppliers, and the recall is prioritised based on a risk assessment to establish performance benchmarks that inform performance monitoring until closed.

Recalls identified in performance reviews

Sections of the industry are audited to establish recall underperformance and conduct performance discussions. The data has been drawn from the audit findings.

Risk Assessment Reviews

Risk assessments for open recalls are periodically reviewed to maintain their current priority, which informs performance review action.

Enquiries

Enquiries include those received by the ROVER Level 1 Support team. Enquiry data was sourced from ROVER, the department's telephony system and emails on 1 October 2024.

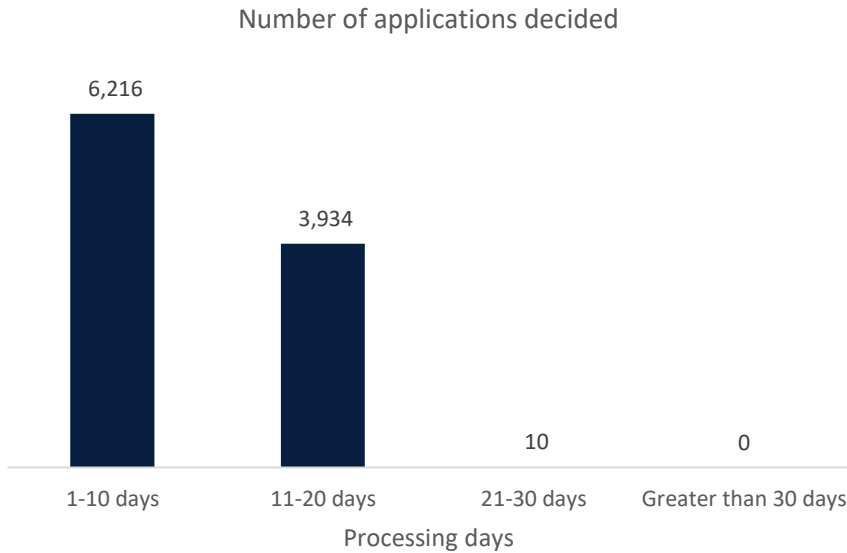
Stakeholder engagement activities

Stakeholder engagement activities include events that were either hosted by the Vehicle Safety Operations Branch or Vehicle Safety Policy and Partnerships Branch, or organised by an external RVS stakeholder. This report does not include stakeholder engagement activities relating to vehicle standards being made or amended.

Appendix B – Assessment timeframes compared to legislated timeframes by application type in this quarter

Applications with a 30-day legislated timeframe

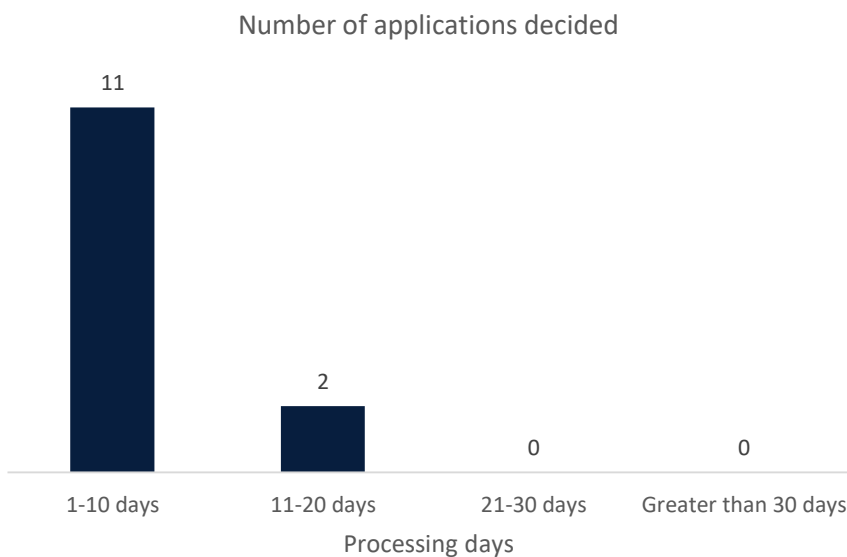
Figure 6: Processing days for concessional RAV entry approval applications in this quarter



Source notes.

1. Total number of concessional RAV entry approval applications decided from 1 July to 30 September 2024.
2. Timeframe only includes processing days from the last submission to the decision date and excludes any previous submissions for the same application.
3. See [Explanatory notes](#) for details.

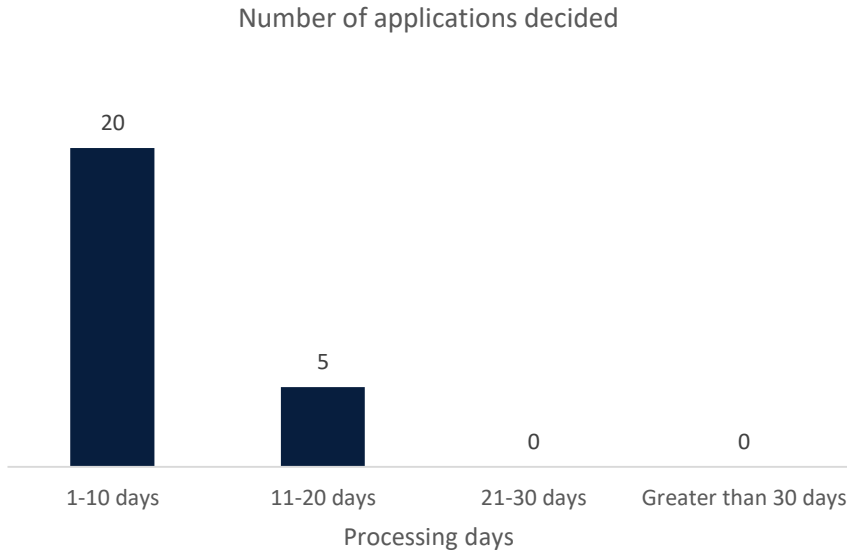
Figure 7: Processing days for authorised vehicle verifier approval applications in this quarter



Source notes.

1. Total number of authorised vehicle verifier approval applications decided from 1 July to 30 September 2024.
2. Timeframe only includes processing days from the last submission to the decision date and excludes any previous submissions for the same application.
3. See [Explanatory notes](#) for details

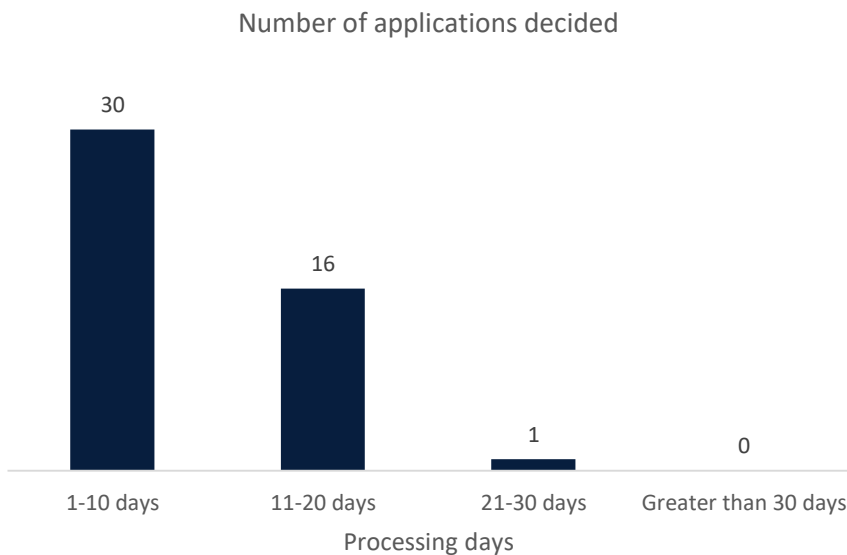
Figure 8: Processing days for registered automotive workshop approval applications in this quarter



Source notes.

1. Total number of registered automotive workshop approval applications decided from 1 July to 30 September 2024.
2. Timeframe only includes processing days from the last submission to the decision date and excludes any previous submissions for the same application.
3. See [Explanatory notes](#) for details

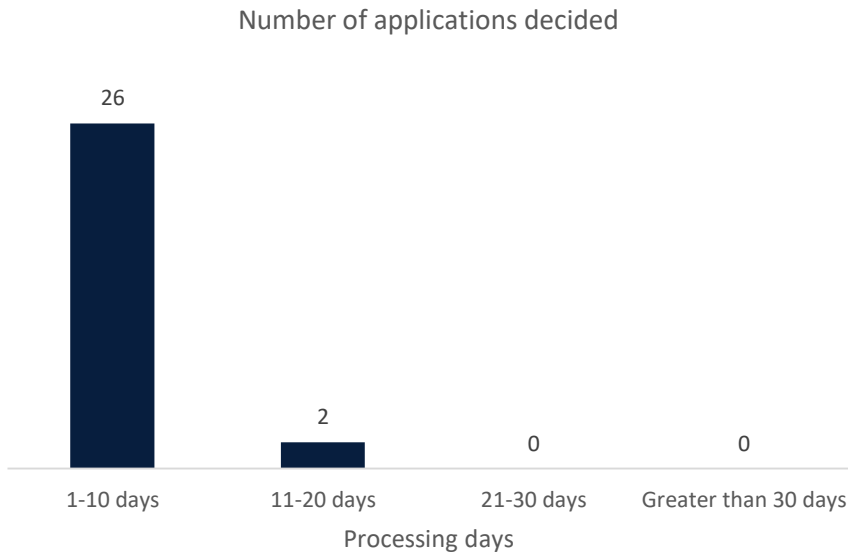
Figure 9: Processing days for Specialist and Enthusiast Vehicles Register entry applications in this quarter



Source notes.

1. Total number of Specialist and Enthusiast Vehicles Register entry approval applications decided from 1 July to 30 September 2024.
2. Timeframe only includes processing days from the last submission to the decision date and excludes any previous submissions for the same application.
3. See [Explanatory notes](#) for details

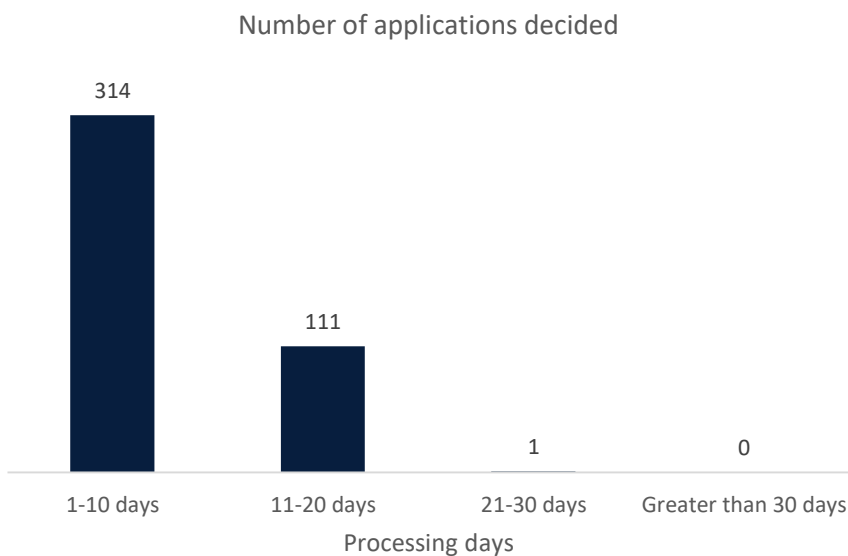
Figure 10: Processing days for testing facility approval applications in this quarter



Source notes.

4. Total number of Specialist and testing facility applications decided from 1 July to 30 September 2024.
5. Timeframe only includes processing days from the last submission to the decision date and excludes any previous submissions for the same application.
6. See [Explanatory notes](#) for details

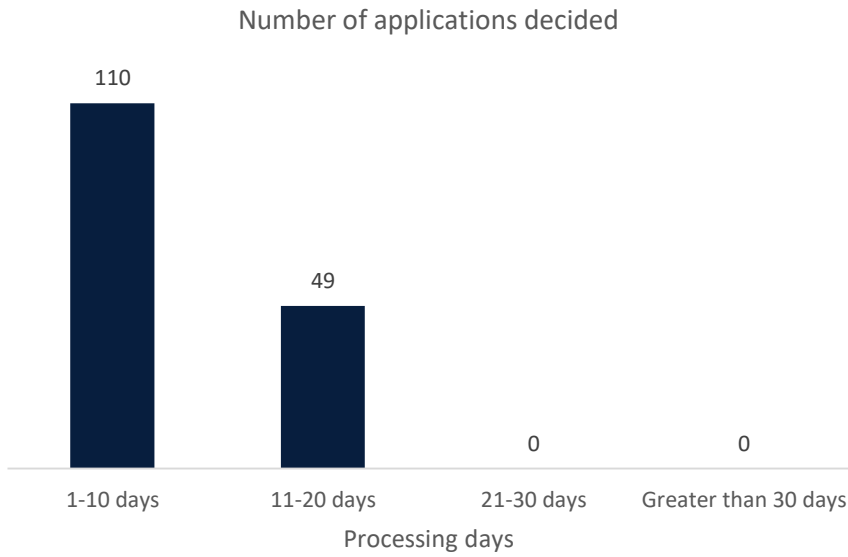
Figure 11: Processing days for non-RAV entry import approval applications in this quarter



Source notes.

1. Total number of non-RAV entry import approval applications decided from 1 July to 30 September 2024.
2. Timeframe only includes processing days from the last submission to the decision date and excludes any previous submissions for the same application.
3. See [Explanatory notes](#) for details

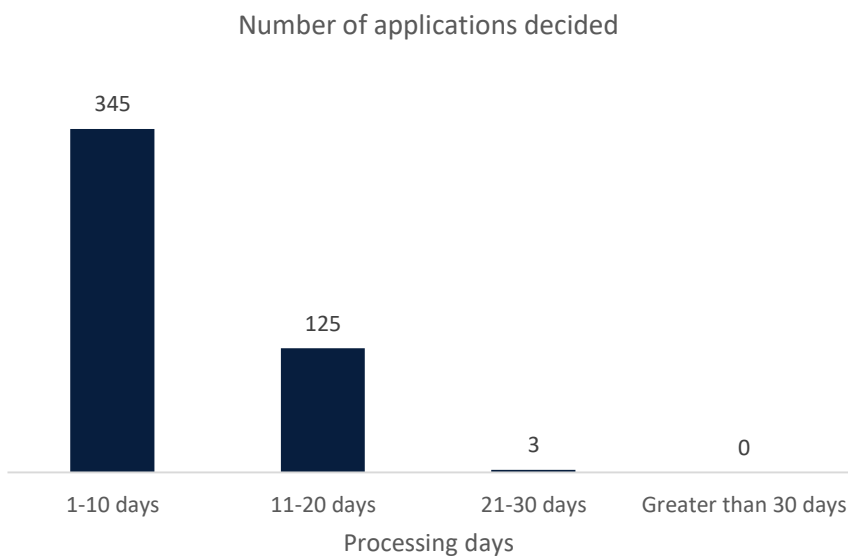
Figure 12: Processing days for re-importation import approval applications in this quarter



Source notes.

4. Total number of re-importation import approval applications decided from 1 July to 30 September 2024.
5. Timeframe only includes processing days from the last submission to the decision date and excludes any previous submissions for the same application.
6. See [Explanatory notes](#) for details

Figure 13: Processing days for advisory notice (not a road vehicle) applications in this quarter

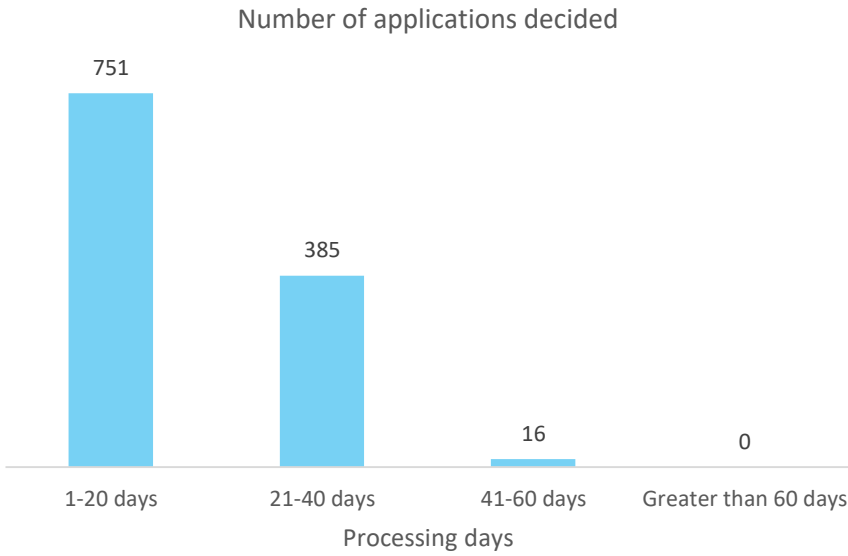


Source notes.

1. Total number of advisory notice applications decided from 1 July to 30 September 2024.
2. Timeframe only includes processing days from the last submission to the decision date and excludes any previous submissions for the same application.
3. See [Explanatory notes](#) for details

Applications with a 60-day legislated timeframe

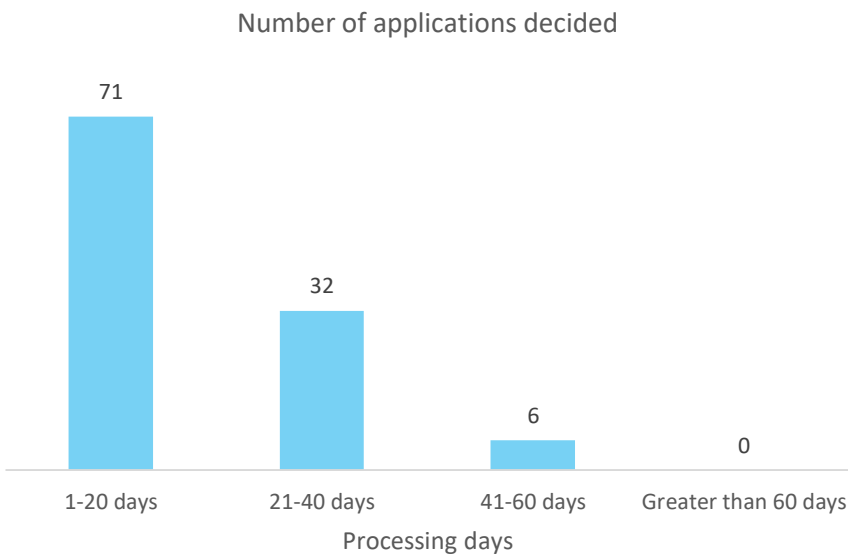
Figure 14: Processing days for vehicle type approval applications in this quarter



Source notes.

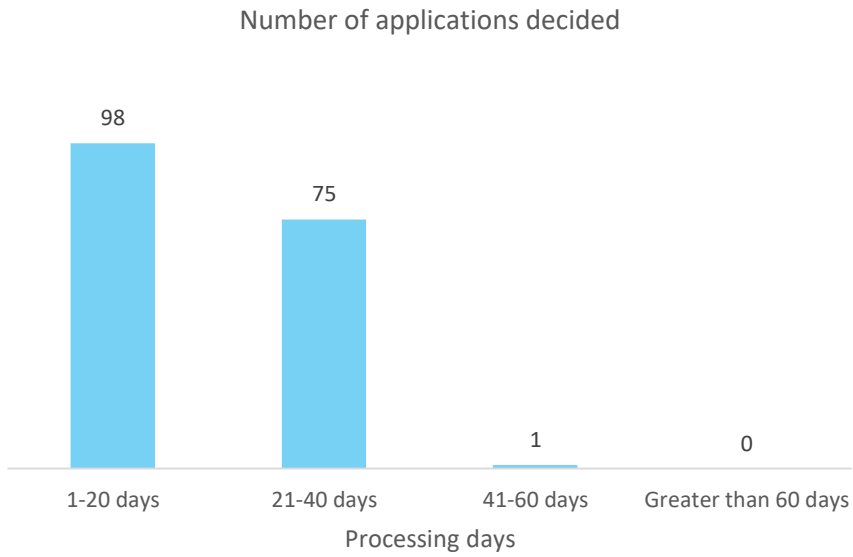
1. Total number of vehicle type approval applications decided from 1 July to 30 September 2024.
2. Timeframe only includes processing days from the last submission to the decision date and excludes any previous submissions for the same application.
3. See [Explanatory notes](#) for details

Figure 15: Processing days for component type approval applications in this quarter



Source notes.

1. Total number of component type approval applications decided from 1 July to 30 September 2024.
2. Timeframe only includes processing days from the last submission to the decision date and excludes any previous submissions for the same application.
3. See [Explanatory notes](#) for details

Figure 16: Processing days for Model Report approval applications in this quarter

Source notes.

1. Total number of Model Report applications decided from 1 July to 30 September 2024.
2. Timeframe only includes processing days from the last submission to the decision date and excludes any previous submissions for the same application.
3. See [Explanatory notes](#) for details