



Australian Government

Department of Infrastructure, Transport,
Regional Development, Communications and the Arts



➤ Guide to vehicle type approvals for low ATM trailers

Trailers with an aggregate trailer
mass of 4.5 tonnes or less

March 2025

© Commonwealth of Australia 2025
March 2025 / INFRASTRUCTURE 2025

Ownership of intellectual property rights in this publication

Unless otherwise noted, copyright (and any other intellectual property rights, if any) in this publication is owned by the Commonwealth of Australia (referred to below as the Commonwealth).

Disclaimer

The material contained in this publication is made available on the understanding that the Commonwealth is not providing professional advice, and that users exercise their own skill and care with respect to its use, and seek independent advice if necessary.

The Commonwealth makes no representations or warranties as to the contents or accuracy of the information contained in this publication. To the extent permitted by law, the Commonwealth disclaims liability to any person or organisation in respect of anything done, or omitted to be done, in reliance upon information contained in this publication.

Use of the Coat of Arms

The Department of the Prime Minister and Cabinet sets the terms under which the Coat of Arms is used. Please refer to the Commonwealth Coat of Arms - Information and Guidelines publication available at <http://www.pmc.gov.au>.

Contact us

This publication is available in PDF format. All other rights are reserved, including in relation to any departmental logos or trademarks which may exist. For enquiries regarding the licence and any use of this publication, please contact:

Director – RVS Legislation, Policy and Partnerships
Vehicle Safety Policy & Partnerships Branch
Department of Infrastructure, Transport, Regional Development, Communications and the Arts
GPO Box 594
Canberra ACT 2601
Australia

Email: RVSAimplementation@infrastructure.gov.au

Website: www.infrastructure.gov.au

Contents

Low ATM trailers	5
Road Vehicles Standards legislation	6
What is a vehicle type approval?	7
Low ATM trailer model information	7
Applying for a low ATM trailer vehicle type approval	8
Criteria for deciding an application	8
Who can apply?	9
When can I apply?	9
Information you need to provide in your application	9
Supporting documents that demonstrate control	10
If you indicate you have full control	10
If you indicate you have control through access to information	11
Identifying ADRs as Not Applicable or Exempt	12
Compliance with applicable national road vehicle standards	12
What is minor and inconsequential non-compliance?	12
What is a non-standard low ATM trailer?	13
Can I change details in my application?	13
How will we assess your application?	14
What will we consider?	14
What do we expect to assess?	14
Request for further information or inspection	14
Deciding a vehicle type approval application for a low ATM trailer	15
What happens if we refuse to consider your application	15
Publishing vehicle type approvals	16
Approval numbering	16
Approval holders' responsibilities	16
Summary of responsibilities	16
Can I change details in a vehicle type approval?	17
Request to suspend or revoke an approval	17
Automatic suspension of a vehicle type approval	17
Recalling a low ATM trailer	18
Electronic records and physical vehicle marking	18
Your responsibilities as an approval holder	19
Further information	20
Quick links	20

First published March 2021

Updated August 2021 – Transitional arrangements section updated.

Updated January 2022 – Vehicle type approval opt-in details removed and Vehicle Identification Number information added.

Updated February 2022 – Clarification for requirements that should be met before making a vehicle type approval application.

Updated April 2022 – New transitional period end dates added.

Updated July 2022 – Withdraw, amend and resubmit or delete information added

Updated April 2023 – Added Information on adding multiple identical trailers on a single application.

Revised August 2023 – Language simplified, appendices and checklist removed and published as separate documents. Transitional period arrangement information removed and information on variation fees amended.

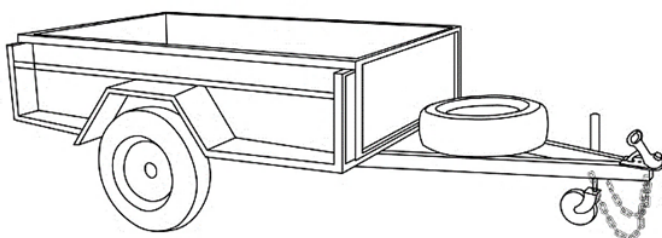
Updated March 2025 – Added further information on when to select 'ADR Exemption' in an application.

Low ATM trailers


This guide explains how to apply for a vehicle type approval for a low ATM trailer (a trailer with an aggregate trailer mass (ATM) of 4.5 tonnes or less). It describes the supporting information and documentation you will need to retain as a condition of your approval.

A low ATM trailer is defined as a vehicle that:


- is a trailer or other vehicle (including equipment or machinery equipped with wheels) designed to be towed on a public road by a vehicle or another trailer, and
- meets one of the following vehicle category code definitions:
 - **TA – Very light trailer:** single axled trailer with gross trailer mass (GTM) not exceeding 0.75 tonne (example below)



- **TB – Light trailer:** trailer with GTM not exceeding 3.5 tonnes, other than a trailer of category TA (example below)



- **TC – Medium trailer:** trailer with GTM exceeding 3.5 tonnes but not exceeding 10 tonnes. Where a trailer fits into the TC category, to apply under the light trailer vehicle type, it must have an ATM less than or equal to 4.5 tonnes (example below).



Read the [Guide to vehicle type approvals](#) if:

- the trailer's ATM is more than 4.5 tonnes
- the trailer does not fit into one of the vehicle category codes described above
- you need more information about vehicle type approvals in general.

Refer to the [RVS Glossary of terms](#) on our website for a comprehensive list of terms and definitions.

Road Vehicles Standards legislation

The *Road Vehicle Standards Act 2018* (RVSA) replaced the *Motor Vehicle Standards Act 1989* (MVSA) on 1 July 2021.

The detail of how the RVSA regulatory framework operates is contained in subsidiary legislation and the Road Vehicle Standards Rules 2019 (the Rules). The RVSA, the Rules and other related legislation is collectively called the Road Vehicle Standards (RVS) legislation.

Under the previous MVSA, trailer with an ATM of 4.5 tonnes or less were certified in accordance with VSB1 revision 5 or granted identification plate approvals where they complied with the ADRs but did not comply with VSB1.

The RVS legislation takes a different approach. You must apply for a vehicle type approval for a **low ATM trailer (a trailer with an aggregate trailer mass (ATM) of 4.5 tonnes or less)**, and meet the Department of Infrastructure, Transport, Regional Development, Communications and the Arts (the department) eligibility criteria.

You must make declarations that these criteria have been met. You also need to retain all relevant documentation and information supporting your declarations.

What is a vehicle type approval?

Before a low ATM trailer can be provided to another person for use on a public road for the first time in Australia, it must be entered on the [Register of Approved Vehicles \(RAV\)](#).

There are 2 pathways to enter a vehicle on the RAV – concessional RAV entry approval and vehicle type approval.

Under the RVS legislation, trailer manufacturers supplying more than 4 trailers weighing 4.5 tonnes ATM or less to the Australian market in a 12-month period must obtain a vehicle type approval for that type of low ATM trailer. Once a vehicle type approval is granted and in force, that trailer type can be entered on the RAV by the approval holder or their authorised representative. This allows the approval holder to provide an unlimited number of those trailers to the Australian market.

A vehicle type approval may be granted for a type of low ATM trailer that:

- fully complies with all the applicable national road vehicle standards, as outlined in the Australian Design Rules (ADRs), or
- does not fully comply with the applicable national road vehicle standards, but the non-compliance is only in minor and inconsequential respects, or
- does not fully comply with the applicable road vehicle standards, but the trailer type complies to an extent that makes it suitable for use on a public road in Australia (this is regarded as non-standard).

Vehicle type approval holders must ensure that the type of low ATM trailer covered by the approval complies with the applicable national road vehicle standards in force at the time it is entered on the RAV and **before** it is provided to the market (unless the approval identifies the extent that a vehicle does not need to comply with the applicable national road vehicle standards).

Low ATM trailer model information

For a low ATM trailer, the model is the particular name or vehicle category code that trailers of a particular make are identified by. A model will differ depending on the ADR vehicle category (i.e. TA, TB or TC).

An approval can include a model that is either a standard or non-standard (minor and inconsequential non-compliance is considered standard for this purpose) vehicle. One approval cannot include both.

When you apply for an approval for a low ATM trailer, multiple models of the same vehicle category code and make may be covered by the one approval. You should use different model names in different approvals, having the model of 'Box trailer' in both TA and TB categories may cause errors when entered on the RAV, adding a suffix will prevent this error, for example, 'Box trailer TB'.

If a model of a low ATM trailer type is considered non-standard (see: [What is a non-standard low ATM trailer](#)), you will need to submit a separate application with the suffix 'NS' and the model name of the low ATM trailer.

Applying for a low ATM trailer vehicle type approval

Vehicle type approvals for low ATM trailers are granted under section 19 of the Rules.

You must submit an application in [ROVER](#), the department's online applications and approvals portal, and include all the required information before your application can be assessed. Use this [checklist](#) to help ensure you have all the information you need.

When you sign in to ROVER and launch the 'Vehicle type approval' application, you will be prompted to enter the vehicle category code for the type of vehicle you want approved. Once you select vehicle category code of TA, TB or TC and confirm the ATM is 4.5 tonnes or less, ROVER will generate the required fields, selections and declarations for your application.

You can specify a starting date for the approval in your application. If the approval is granted after the nominated commencement date then the decision date will be the approval starting date, the department cannot grant retrospective approvals.

The department has [60 business days](#) to assess your application. You can specify a starting date beyond the 60 business days¹. This allows you to apply well in advance of the date that you would like the approval to become effective.

If a request for further information or an inspection of premises or vehicles is made, the time needed to decide your vehicle type approval application may be longer.

Your applications will not be assessed until the [application fee](#) has been paid through ROVER.

Criteria for deciding an application

The decision maker needs to be satisfied that you, the applicant, meet all eligibility criteria. This means you:

- can demonstrate that the trailer
 - complies with the applicable road vehicle standards, or
 - substantially complies, and any non-compliance is only in minor and inconsequential respects, or
 - substantially complies to an extent that is suitable for use on a public road in Australia (non-standard)
- have control over all stages of the design, componentry and manufacturing process and are able to demonstrate compliance with the applicable national road vehicle standards, or
- can demonstrate (if you are not the manufacturer of the low ATM trailer) that you have access to information, including change control processes, about the design, componentry and manufacture of the trailer. This ensures a level of control over any change in the design, componentry and manufacturing processes so they can be identified and assessed as to whether it may affect compliance with the applicable national road vehicle standards
- have manufacturing processes in place that will consistently produce the type of trailer subject of the approval
- can allow or arrange inspection of the premises used, or to be used, in the manufacturing process and assessed for compliance with the applicable national road vehicle standards and other requirements under the RVS legislation
- will be able to access the original and subsequent versions of the supporting information for the approval and provide any required information about it to the department for the period the approval is in force and for a further 7 years after it expires
- will maintain accuracy and currency of the supporting information for the period the approval is in force, and for a further 7 years after it expires

¹ The definition of a business day under section 5 of the Rules is a day that is not a Saturday, Sunday or a public holiday in the Australian Capital Territory.

- will comply with all of the approval conditions and any other requirements under the RVS legislation.

Important: The vehicle standards for trailers are the applicable Australian Design Rules (ADRs). [Vehicle Standards Bulletin 1 \(Revision 6\)](#) (VSB1 Revision 6) provides easy-to-read information about the ADR requirements for the most common trailers and ways to demonstrate compliance.

Some manufacturers may need to refer directly to the ADRs to confirm compliance. The ADRs are available at [Third Edition Australian Design Rules](#)

Who can apply?

A person (being an individual or company) can apply for a vehicle type approval. This can include a representative of the company or agent acting on behalf of the applicant. However, they must have the authority to do so.

If an agent or company representative submits the application on behalf of the applicant, they must have the relevant documents, [authority to act](#), and the information required for the application.

If the approval is granted, the named applicant, **not** the agent or representative, will hold the vehicle type approval and is responsible for meeting all of the conditions in the approval.

Penalties may be applied where false or misleading information is submitted or where the conditions of the approval are not met.

When can I apply?

When you apply for a vehicle type approval you need to make certain declarations. These declarations include that the vehicle type identified in the application complies or substantially complies with the national road vehicle standards, and you are able to provide the supporting information at the time of the application.

If you cannot accurately make those declarations, for example, if a completed vehicle is yet to undergo any necessary testing, then it is too early to apply.

Information you need to provide in your application

The information you, the applicant or a person applying on behalf of the applicant, submit in your application, as required under paragraph 16(2)(a) of the Rules, is reviewed when your application is being assessed.

When applying, you must:

- confirm your details
- provide details about the low ATM trailer
- provide design and manufacturing location details
- select your level of control over design, componentry and manufacturing
- select whether the low ATM trailer meets applicable national road vehicle standards, and to what extent
- declare that you meet the eligibility criteria
- declare that you have supporting information and documentation relating to the eligibility criteria
- declare that you can meet all of the conditions that the approval will be subject to.

The information in your application enables the department to:

- identify the person who is applying and would be granted the approval
- assess whether you (or in the case of a company, any key management personnel) have contravened, or allegedly contravened, road vehicle legislation
- assess the level of control or access you have declared for the low ATM trailer's design, componentry and manufacturing processes
- assess whether the low ATM trailer type will meet the applicable national road vehicle standards
- assess whether you are capable of complying with all of the standard and any specified conditions the approval will be subject to
- if granted an approval, use details provided to publish your vehicle type approval on the department's website, including all previous versions and, if applicable, the low ATM trailer's vehicle description.

See [Appendix 1](#) for details of the application process and the information you must have and are expected to provide if requested. This includes the type of supporting documentation you may need to upload when you submit and pay.

Supporting documents that demonstrate control

To meet the eligibility criteria, you must be able to demonstrate you have either:

- full control over all stages of the design, componentry and manufacturing process, or
- access to information about the design, componentry and manufacture of the trailer.

You are not required to upload supporting documentation when submitting your application. However, you may be asked to provide relevant documents during assessment or after the approval is granted.

Supporting information is defined under section 5 of the Rules. This includes information setting out every aspect of vehicle design and manufacture (including the source material, manufacturing process and equipment used in that process). Supporting information for a vehicle type approval may include, but is not limited to:

- test reports, United Nations (UN) approvals or documents that assure compliance to meet an alternative standard listed in the ADRs certification compliance documentation
- manuals or overviews related to the facility that designs and manufactures the vehicle
- materials, invoices and specification documents for any materials used in the manufacture of the vehicle
- procedures for the manufacture and design of the vehicle
- design drawings and specification documentation for the vehicle.

If you indicate you have full control

If you indicate that you have full control, we expect you to have processes documented and followed allowing you to control all stages of the design, componentry and manufacturing process.

The processes may be documented as part of a Quality Management System (QMS) accredited by the relevant international certification body.

This means you would hold a valid ISO 9001 series certificate (or other quality system certificate) with a scope relevant to the manufacture of your type of low ATM trailer.

Important: Relevant ISO 9001 accreditation certificate

The ISO 9001 series provides the quality assurance framework for the design and manufacturing processes within an organisation to operate effectively and ensure that all vehicles will meet requirements, including design change control.

An ISO 9001 certificate is not a requirement under the RVS legislation, however, where an ISO 9001 certificate is held and relied on, you must ensure that it is current and the scope of the certification is relevant to the design and manufacture of the trailer type.

Other quality system certification may also be provided as evidence of having an appropriate system in place. Similar to an ISO 9001 certificate, we may still request a full QMS.

If you do not have an ISO 9001 series certificate, we expect you to support your claim of having full control over the design, componentry and manufacture of the low ATM trailer type by having a full QMS with documentation covering all of the measures, stages, actions, methodologies, operating instructions and other operating practices and processes that ensure full control over the design, componentry and manufacture.

For more information about the details expected in a QMS see [Appendix 2](#). Please note, although we expect that you have a full QMS, it is not required to be submitted unless requested by the department.

You should also read the [quality management system checklist for vehicle type approvals](#) and indicate whether your QMS includes all elements identified in the checklist? However, the department may request you to submit the full QMS.

If you indicate you have control through access to information

If you are not the design owner or manufacturer, you will need to upload a copy of the commercial agreement allowing you access to the information about the design, componentry and manufacturing process for the low ATM trailer type.

The department expects it to include:

- the low ATM trailer the vehicle type approval will cover
- the relevant parties to the agreement
- confirmation that the low ATM trailer type will be manufactured by the other entity
- confirmation that you have access to the design and manufacturing information, and the inclusion of design and manufacture change management oversight
- confirmation that you have access to information and can arrange physical inspection of the design, componentry and manufacturing processes to support record keeping and to satisfy requests for information or inspection by the department
- confirmation that you have access to QMS documentation, engineering documentation, results of testing, change management processes and procedures demonstrating (and ensuring ongoing) compliance with the applicable ADRs
- confirmation that you have access to documentation demonstrating the low ATM trailer type will consistently comply with the applicable ADRs.

Note: All the documents you are required to upload with the application, requested by the department after submitting the application or that must be retained under the record keeping condition after the approval is granted, must be in English.

Identifying ADRs as Not Applicable or Exempt

ROVER displays all ADRs that may be applicable based on the vehicle category selected when making the vehicle type approval application. It is up to you to identify which of those vehicle standards apply and the level of compliance your vehicle type achieves for each ADR. In some cases, an ADR may not be applicable because a vehicle is not required to comply with the ADR until a future date.

ROVER enables you to identify an ADR as being either **'Not Applicable'** to your application or as being subject to an **'ADR exemption'**. You need to include a satisfactory reason justifying the selection of either option for an applicable ADR when completing your application. An ADR could be marked as **'Not applicable'** if it is not yet applicable to all vehicles. This may be the case where your vehicle type is an existing model as part of a variation.

An applicant may identify an ADR as exempt if the rule applies to the vehicle but there are conditions or exceptions in the ADRs that allows for an exemption. These exemptions typically arise in the following cases:

- Specific exemption conditions: Where the ADR allows an exemption under specific circumstances.
- Optionally fitted features: Where the ADR applies only when certain features are installed on the vehicle.
- If the vehicle complies with a later version of the relevant ADR.

As examples, an ADR could be marked as **'ADR Exemption'** where the applicability is identified for:

- ADR 1, but the vehicle is not fitted with reverse lamps
- ADR 44, but the vehicle is not a specific purpose vehicle identified in that ADR, for example a caravan
- ADR 74, but the vehicle is not required to be fitted with side marker lamps.

Compliance with applicable national road vehicle standards

Many low ATM trailer vehicle type approval applicants use components (for example, lighting, braking and couplings) that are covered by [component type approvals](#). As these components are already approved under the RVS legislation you will not need to keep separate compliance information.

To meet the eligibility criteria, you must indicate whether the type of low ATM trailer complies with the applicable national road vehicle standards. If it is not fully compliant, you must indicate the level of non-compliance. Under the RVS legislation, non-compliance is accepted under the eligibility criteria when it is:

- in only minor and inconsequential respects, or
- suitable for use on a public road in Australia (non-standard).

What is minor and inconsequential non-compliance?

Where the type of low ATM trailer **does not full comply** with the applicable national road vehicle standards, a level of non-compliance is acceptable for some situations. You must be able to explain – usually with supporting engineering reports or other documentation – that the non-compliance is only in minor and inconsequential respects.

Examples: Minor and inconsequential non-compliance would be considered acceptable where a trailer is:

- more than 6 metres long and requires side marker lamps. An application for minor and inconsequential non-compliance with minimum or maximum height requirements from ground level could be considered where it is impractical because of the body type structure to meet these limits.
- compliant with an ADR by meeting a harmonised United Nations (UN) regulation, however, the particular ADR has not been updated to reflect the harmonisation..

- using a component covered by a component type approval that was granted with minor and inconsequential non-compliance. In this case, the minor and inconsequential non-compliance of the component type approval used in the low ATM trailer may result in the vehicle type approval for a trailer also being granted on the basis of minor and inconsequential non-compliance.

What is a non-standard low ATM trailer?

A non-standard low ATM trailer type may be granted a vehicle type approval if it **complies substantially** with the ADRs, the non-compliance is not minor and inconsequential, but is compliant to an extent making it suitable for use on public roads in Australia.

To allow a low ATM trailer to be used on a public road in Australia, it is expected the trailer type would:

- not pose an unacceptable risk to public safety
- be appropriate for such use.

This allows unusual or one-off cases to be considered. You need to provide supporting documents including sufficient information, engineering reports or other documentation supporting appropriate use and no public safety risk.

Important: Where a model of a low ATM trailer demonstrates compliance with a non-standard ADR, you will need to make a new application to cover the trailer type for which a vehicle type non-standard approval will be issued.

When you apply for a non-standard vehicle type approval for a low ATM trailer, the department will consider that:

- a state or territory authority (but not the National Heavy Vehicle Regulator) agrees that the low ATM trailer type is suitable for use on a public road. It is your responsibility to seek written agreement from the relevant authority and maintain the validity of the circumstances that it is issued
- you can provide documentation describing the extent of the non-compliance and details justifying how the non-compliance will be minimised for suitable use on a public road.

Example: A glider trailer that does not meet the standard for rear overhang due to the length of the glider it is built to carry, but is suitable for use on a public road in Australia.

Can I change details in my application?

When you start an application, ROVER allows you to save it, exit and return to your saved work at any time before you submit it.

If you need to amend your application after it has been submitted but before you've paid the fee, you can withdraw, amend and resubmit it or delete it.

You can also [withdraw an application](#) and then amend and resubmit or delete it after you have submitted it and paid the fee if its status in ROVER is 'Paid—Awaiting Assessment' or 'Assessment in progress'.

The process for withdrawing, amending and resubmitting or deleting an application after the fee has been paid is explained in the ROVER guide: [How to withdraw, amend and resubmit or delete an application](#).

You can view the [status of your application](#) in ROVER throughout the application and assessment process.

How will we assess your application?

The information in your application will be assessed against the eligibility criteria set out in the Rules.

A recommendation on whether or not to grant an approval will then be provided to the decision maker.

What will we consider?

The assessment will consider:

- who is seeking the approval and any previous MVSA approvals
- the low ATM trailer type
- the level of compliance with the ADRs (fully complies, minor and inconsequential or non-standard)
- the level of control over the design and manufacture of the component (full control or access to information through an agreement), and
 - if the manufacturing processes will consistently produce the same vehicle type
 - whether, on request, you will be able to ensure access or arrange access to information or premises
 - whether you will be able to comply with the conditions the approval is subject to, if it is granted.

Providing insufficient or incorrect information with your application, or not complying with a request made by the department under section 17 of the Rules, may result in the application being refused to be considered.

What do we expect to assess?

To ensure the decision maker is satisfied whether or not to grant a vehicle type approval, a consistent approach is taken to assessing:

- the declarations you have made in the application
- all the information required with the application
- any technical or additional information provided by the applicant when requested by the department
- any other matter considered relevant to the specific application.

Note: The assessment focuses on the information, declarations and supporting documents submitted with the application. It is important that your application provides enough detail for the decision maker to grant an approval.

Request for further information or inspection

During the assessment, you may be asked to provide more specific information to help decide whether to grant an approval. You may also receive a request to inspect:

- vehicles of the low ATM trailer type identified in the application
- premises where the low ATM trailer type is designed or manufactured
- components used in the design or manufacture of the low ATM trailer type.

You will be notified of any request for further information (RFI) or inspection including details explaining what information needs to be provided and when. We will contact you to arrange a suitable inspection time.

If you receive a request for further information or inspection, you will be given 30 business days, or a longer time as specified in the request, to respond.

Examples of where a longer period may be allowed are where the RFI is complex or detailed, or where the inspection may be at a premises located overseas.

While under an RFI, the application's status in ROVER will be updated to 'on hold-query pending'. The assessment will resume once the request for additional information or an inspection has been completed. The application's status will be updated to 'in progress'.

Example: A request may be made for further information seeking a copy of the full QMS.

Deciding a vehicle type approval application for a low ATM trailer

The decision maker must consider, and be satisfied with, specific criteria when deciding your application. These are set out in sections 19 and 20 of the Rules.

You will be informed of the decision via an appropriate notice. Where refusal decisions are made, the notices include how you can seek a review of the decision.

The notice of the decision to grant a vehicle type approval will include the type of trailer, applicable standards and extent of compliance the approval applies to, with the information and documents used to demonstrate compliance.

If the approval includes minor and inconsequential or non-standard compliance, the approval notice will outline the extent and nature of the non-compliance that is minor and inconsequential, or where it is a non-standard approval.

This may also include specified conditions addressing the non-compliance or the specific conditions associated with the low ATM trailer type.

What happens if we refuse to consider your application

Under Section 18 of the Rules, the department may [refuse to consider](#) an application, if the applicant does not provide the relevant information or if our requests are not met within the time allowed.

This means the application is not assessed and no decision made to either grant or refuse an approval. You will be notified if the decision is to refuse to consider your application.

Where a request for further information or an inspection is made, you can submit relevant details or allow an inspection, to support your application.

The department may refuse to consider a vehicle type approval application if:

- it is not in the approved form, while ROVER automates this process, the required documents may not have been submitted with the application (an upload may have been made but it may not contain the relevant information)
- the application fee has not been paid (if no payment is made within 60 business days of submission)
- you have not complied with a request for further information or inspection within 30 business days, or a longer period if allowed.

Throughout these processes ROVER will prompt you with email notifications and you can monitor the status of your applications in ROVER at any time. See [ROVER application statuses and notifications](#) for further explanation.

If you disagree with a decision to refuse to consider your application, you may apply for the decision to be reviewed. This is explained in the refuse to consider application notice.

Publishing vehicle type approvals

Under section 223 of the Rules, the details for each vehicle type approval in force, will be published on [ROVER](#), including:

- the name and contact details of the vehicle type approval holder
- a copy of the current approval
- a copy of each previous version of the approval, if applicable, and
- the vehicle descriptor (if applicable to your low ATM trailer type) covered by the approval.

Approval numbering

If an approval is granted, ROVER will automatically generate your unique vehicle type approval number. The new approval number will be allocated consecutively from VTA-060000.

If you re-apply for, and are granted a vehicle type approval of a low ATM trailer type before the previous approval expires, your approval will retain the same approval number. In this instance the approval notice will indicate the date it comes into force and the updated expiry date.

Approval holders' responsibilities

As a vehicle type approval holder, you have important responsibilities. These will appear as standard and specified conditions detailed in the approval notice. Conditions relating to a vehicle type approval fall under section 25 of the Rules. These conditions ensure that legislative requirements can be controlled. If these conditions are not met, it is an offence under the RVS legislation and penalties may apply. For further information, please see, [Your responsibilities as an approval holder](#).

Summary of responsibilities

Vehicle type approval holders (including for low ATM trailers) have responsibilities to ensure the following requirements are met:

- the trailer complies with the applicable road vehicle standards in force at the time it is entered on the RAV, unless approved in respects, or to the extent that the trailers covered in the approval are not required to comply
- conformity of production systems are maintained
- requested information or inspections are responded to appropriately
- records of the original and any subsequent versions of supporting information are kept up to date for the period the vehicle type approval is in force and for 7 years after it expires or is revoked.

As an approval holder, you must comply with all of the conditions within your approval. In addition to standard conditions, a vehicle type approval holder may also need to satisfy any specified conditions under paragraph 25(a) of the Rules. These may appear separately on the approval notice and relate to your specific or unique circumstances.

All vehicle type approvals are subject to the following specified conditions related to vehicle recall action. You must [report to the department](#) any:

- recall action that you become aware of that is being undertaken outside of Australia
- systemic safety or non-compliance issues.

More details about the department's expectations for each of the standard and specified conditions are in [Appendix 3](#).

Can I change details in a vehicle type approval?

You can change details of an approval, including:

- updating administrative details, such as contact name and details
- adding or removing model information
- seeking to have a specified condition varied, removed or added
- amending information relating to other aspects of the approval.

To make changes, you can [apply to vary](#) your approval through ROVER. An application to vary your approval may need to be assessed and may incur an application fee. Variation applications to include new national road vehicle standards will attract a fee. Applications to reduce the scope of an approval will not be charged a fee.

Request to suspend or revoke an approval

You may request to have your [approval suspended or revoked](#). You might request a suspension if you are making substantial changes to your business operations.

If you request to suspend an approval, you can specify the timeframe of the suspension or select a date when the suspension should start and end. You can make further edits to the suspension timeframe. However, the decision maker may specify a different timeframe for the suspension to your request.

The approval is not in force while the list of vehicle type approvals shows the approval as being 'Suspended'. If you request to revoke an approval, it ceases. The list of vehicle type approvals in ROVER will show it as no longer in force. A new application must be submitted if operations start again after an approval is revoked.

There is no fee for suspending or revoking an approval.

Automatic suspension of a vehicle type approval

A vehicle type approval will be automatically suspended in certain circumstances. You will be notified well in advance of them being applied. These circumstances are listed in section 202 of the Rules, and include where:

- an ADR is amended
- a new ADR is made
- the amended or new ADR would affect the requirements applying to the low ATM trailer covered by a vehicle type approval
- the decision maker has not approved a variation of the approval (on application by the approval holder), or decided that a variation to the vehicle type approval is not necessary.

Details of amended or new ADRs that may impact your vehicle type will be released well before their applicability time. You can [subscribe to receive new or amended ADR notifications](#).

To ensure your approval is accurate and current, you will need to:

- provide required information demonstrating compliance with the amended or new ADR, or
- apply to vary the vehicle type approval in response to the change to the ADR, demonstrating that the vehicle covered by the approval already complies with the new or amended ADR.

You will be notified in writing of the suspension, including its start date. You will be notified again when the variation is approved, or it is considered not necessary to vary the approval on the basis the vehicle type approval already complies with the new or amended ADR.

If automatic suspension occurs, the approval will be marked as 'Suspended' on the publicly available list of vehicle type approvals on ROVER until it is varied or revoked.

Recalling a low ATM trailer

The RVS legislation sets out the framework for voluntarily and compulsory vehicle recalls of approved vehicles and approved components due to safety issues, or where non-compliance with the applicable national road vehicle standards is identified.

A recall's main objective is to ensure safety or non-compliance issues are resolved effectively and in a timely manner. Circumstances for voluntary and compulsory low ATM trailer type recalls, are covered in Table 1 below.

In a recall action, the **supplier** of a vehicle is generally identified as:

- the vehicle type/trailer approval holder
- the Original Equipment Manufacturer, or
- their Australian representative.

It is important to consider which entity is best placed in the supply chain to undertake recall action.

Table 1. Voluntary and compulsory recall circumstances for vehicles.

Recall type	Action	Reason for recall
Voluntary	The supplier must notify the department within 2 days of taking recall action	<ul style="list-style-type: none"> • a vehicle will or may cause injury to any person, or • a reasonably foreseeable use of a vehicle will or may cause injury to a person, or • the vehicle does not, or it is likely that it does not meet the applicable national road vehicle standards.
Compulsory	The department must issue a compulsory notice	<ul style="list-style-type: none"> • a vehicle will or may cause injury to any person, or • a reasonably foreseeable use of a vehicle will or may cause injury to a person, or • the vehicle does not, or it likely does not meet applicable national road vehicle standards, <p>and either</p> <ul style="list-style-type: none"> • it appears that one or more suppliers of vehicles or components have not taken satisfactory action to prevent the vehicles or components from causing injury to a person, or • it appears suppliers have not taken action to rectify any non-compliance with the national road vehicle standards when it has been identified that the vehicle does not, or it likely does not meet applicable national road vehicle standards.

Electronic records and physical vehicle marking

Vehicle type approval holders, including for low ATM trailers, are responsible for generating their own [Vehicle Identification Number](#) (VIN), which must be in accordance with international VIN structure, generally 17 characters in length, and allowing selected characters only.

If you do not currently have an approved VIN structure, including a World Manufacturer Identifier (WMI), for a vehicle manufactured in Australia, you will need to contact the [National Exchange of Vehicle and Driver Information Service \(NEVDIS\)](#).

For vehicles manufactured overseas, you should contact the equivalent issuing authority to obtain a WMI and VIN structure for VINs to be added to vehicles covered by a vehicle type approval.

The VIN recorded on your vehicle approval is sent to the NEVDIS Administration Unit (NAU) so it can be validated, decoded and uploaded for registration purposes. The [Guide to submitting VINs to NEVDIS](#) provides more details.

Before each approved low ATM trailer is provided, it must have an entry on the:

- pre-existing VIN database held by NEVDIS and be accessible by state and territory registering authorities
- Register of Approved Vehicles (RAV).

Information about entering a vehicle on the RAV is available in the [Guide to the RAV for vehicle type approval holders](#). A vehicle entered on the RAV under the type approval pathway must be a new vehicle and covered by a vehicle type approval.

You can enter into an [agreement with the department](#) to be periodically invoiced to pay RAV entry charges after vehicles have been entered on the RAV, otherwise

[Australian Design Rule 61/03 – Vehicle Marking](#) requires [secure vehicle identification](#) (SVI) for new vehicles, including vehicle categories TA, TB and TC.

Your responsibilities as an approval holder

The department [monitors and enforces compliance](#) with the RVS legislation under the RVSA (applying penalties) and the Rules (obligations of an approval holder).

We encourage voluntary compliance and undertake informed risk-based compliance activities to confirm compliance with the RVS legislation. This may involve:

- asking you to provide information in writing to assess whether you are complying with the RVS legislation
- appointed inspectors physically entering premises to confirm compliance with the RVS legislation (monitoring powers).

Appointed inspectors may also physically enter your premises to gather material evidence of a contravention of the RVS legislation (investigation powers).

Under the RVS legislation, offences and civil penalty provisions apply when a person (individual or company):

- breaches a condition of their approval
- breaches an obligation to provide records after an approval ceases to be in force
- provides a false or misleading declaration
- provides false or misleading information.

If we identify non-compliance, our response will be proportionate to the risk being managed. Our response may include issuing infringement notices, applying for civil penalty orders or injunctions, or entering into enforceable undertakings.

Further information

For further information, please visit the [department's website](#) or submit an [online enquiry](#).

Quick links

- [Creating a user account in ROVER](#)
- [How is my personal and commercial information in ROVER managed?](#)
- [ROVER application statuses and notifications](#)
- [RVS fees, charges and payments](#)
- [VSB1 \(Revision 6\)—Trailers with an aggregate trailer mass of 4.5 tonnes or less](#)
- [Checklist for a low ATM trailer vehicle type approval application](#)
- [Guide to vehicle type approvals for low ATM trailers—Appendix 1—Information required to apply for an approval.](#)
- [Guide to vehicle type approvals for low ATM trailers—Appendix 2—Details expected in a Quality Management System](#)
- [Guide to vehicle type approvals for low ATM trailers—Appendix 3—Expectations for the conditions applied to an approval.](#)