



International comparison of fixed broadband performance

Coverage and minimum speeds

November 2020

Role of fixed broadband

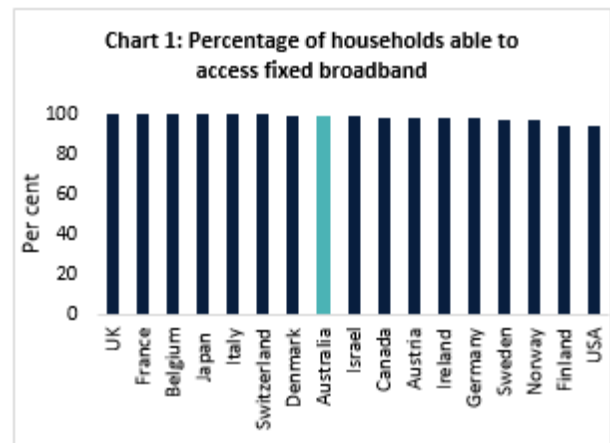
Fixed broadband plays a vital role in connecting Australians, and it is important that the performance of Australia’s fixed broadband infrastructure is known and comparable to our international peers.

Fixed broadband, including both fixed-line and wireless connections to fixed locations, plays a vital role in connecting Australians. There has been significant public investment to develop fixed broadband infrastructure with the rollout of the NBN. Therefore it is important that the performance of Australia’s fixed broadband infrastructure is known and can be compared to our international peers, especially in the COVID-19 environment.

This fact sheet describes Australia’s performance on coverage and minimum speed for fixed broadband services.ⁱ Further information on the indicators and how the comparison countries were selected is provided in the paper *Measuring Australia’s fixed broadband performance*.

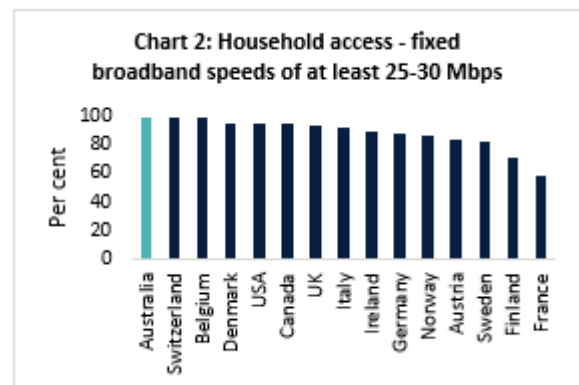
Australia performs strongly on coverage

As at September 2020, 99.3 per cent of premises could connect to the NBN.ⁱⁱ Relative to the household coverage estimated in other countries, this ranks Australia 8th out of 17 comparable countries (chart 1).



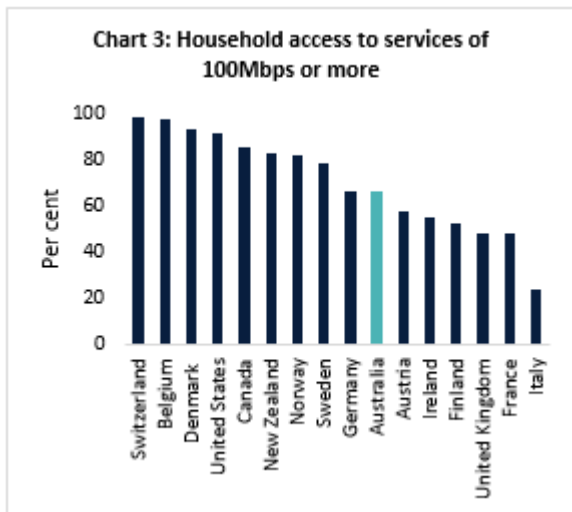
Source: Various, PwC analysis.

Coverage based on the percentage of premises able to access fixed broadband download speeds of at least 25Mbps is approximately 99.3 per cent,ⁱⁱⁱ ranking Australia 1st out of 15 comparable countries (chart 2).



Source: Various, PwC analysis. NBN data used for Australia.

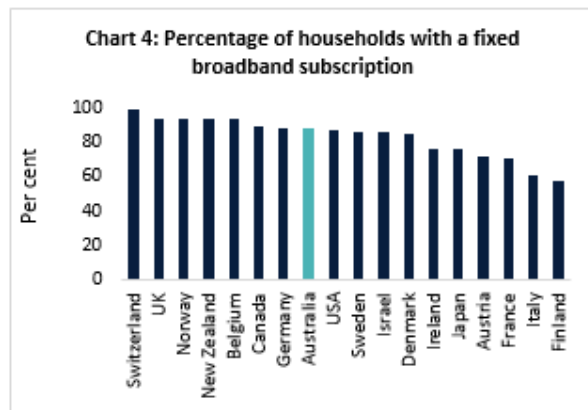
The percentage of premises able to access fixed broadband services with download speeds greater than or equal to 100Mbps is around 66 per cent,^{iv} which ranks Australia 10th out of 16 comparable countries.



Source: Various, PwC analysis. NBN data used for Australia.

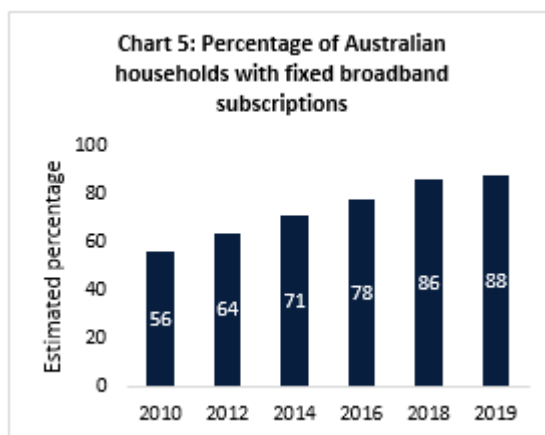
Australians are tapped into the digital economy

The most recent data on the total number of fixed broadband subscriptions and households shows that approximately 88 per cent of households in Australia had a fixed broadband subscription by December 2019.^v This ranked Australia 8th out of 18 comparable countries, as shown in chart 4.



Source: Various, PwC analysis.

Australia’s uptake has grown by more than 50 per cent over the period of the NBN rollout. Chart 5 shows that the percentage of households with a fixed broadband subscription in Australia has increased from around 56 per cent to 88 per cent over the period from 2010 to 2019.



Source: PwC analysis, World Bank, UN, OECD. Includes both NBN and non-NBN subscriptions.

ⁱ Information presented in this fact sheet draws on the most recent data available for countries analysed, and may not always relate to the same period. ‘Speeds’ refer to wholesale speeds. Limitations on the availability of appropriate data means that for some measures, analysis of different subsets of countries from the list of identified peer countries was required.

ⁱⁱ Data provided by NBNCo. Some premises are not yet ready to connect due to having complex connection requirements or being premises added to the fixed-line network in the final year of the build – comprising some new developments and

premises previously designated to receive fixed wireless that were reallocated to fixed-line technology. The small proportion of premises defined as ‘complex connections’ includes those that are difficult to access or are in culturally significant areas and heritage sites. NBN Co expects to address 80% of these not yet ready to connect premises by the end of 2020.

ⁱⁱⁱ Based on data available to the Department, NBNCo.

^{iv} Based on data available to the Department, NBNCo.

^v Includes NBN and non-NBN subscriptions.