



**Australian Government**

**Department of Infrastructure, Transport,  
Regional Development, Communications and the Arts**

# **Assessment timeframes quarterly report – Issue 2**

Road Vehicle Standards legislation

August 2024



© Commonwealth of Australia 2024  
August 2024 / INFRASTRUCTURE 2024

### **Ownership of intellectual property rights in this publication**

Unless otherwise noted, copyright (and any other intellectual property rights, if any) in this publication is owned by the Commonwealth of Australia (referred to below as the Commonwealth).

### **Disclaimer**

The material contained in this publication is made available on the understanding that the Commonwealth is not providing professional advice, and that users exercise their own skill and care with respect to its use, and seek independent advice if necessary.

The Commonwealth makes no representations or warranties as to the contents or accuracy of the information contained in this publication. To the extent permitted by law, the Commonwealth disclaims liability to any person or organisation in respect of anything done, or omitted to be done, in reliance upon information contained in this publication.

### **Use of the Coat of Arms**

The Department of the Prime Minister and Cabinet sets the terms under which the Coat of Arms is used. Please refer to the Commonwealth Coat of Arms - Information and Guidelines publication available at <http://www.pmc.gov.au>.

### **Contact us**

This publication is available in PDF format. All other rights are reserved, including in relation to any departmental logos or trademarks which may exist. For enquiries regarding the licence and any use of this publication, please contact:

Director  
Vehicle Safety Operations Branch  
Department of Infrastructure, Transport, Regional Development, Communications and the Arts  
PO Box 594  
Canberra ACT 2601  
Australia

Email: [ROVERinfo@infrastructure.gov.au](mailto:ROVERinfo@infrastructure.gov.au)

Website: [www.infrastructure.gov.au](http://www.infrastructure.gov.au)

# Table of Contents

<b>Assessment timeframes quarterly report</b>	<b>4</b>
Explanatory notes	4
Highlights	5
Overview of applications assessed compared to legislated timeframes	5
Assessment processing days for this quarter	5
Application timeframes year to date	6
Applications and assessment timeframes for this quarter	7
Application numbers	7
Assessment timeframes for new applications	8
Assessment timeframes for applications to vary an approval	9

## List of Figures and Tables

Figure 1: Processing days for applications with a 30-day legislative timeframe.....	5
Figure 2: Processing days for applications with a 60-day legislative timeframe.....	5
Figure 3: Total number of applications decided within and outside of the legislated timeframes .....	6
Figure 4: Median processing days for application types with a 30-day legislative timeframe .....	6
Figure 5: Median processing days for application types with a 60-day legislative timeframe .....	7
Table 1: Total number of applications decided by application type .....	7
Table 2: Processing days for new applications from final submission to decision.....	8
Table 3: Processing business days to decide new applications, including all previous submissions .....	8
Table 4: Percentage of withdrawn and resubmitted new applications .....	9
Table 5: Processing days to decide variation applications .....	9

# Assessment timeframes quarterly report

This report provides statistics on the time taken to assess applications made under the Road Vehicle Standards (RVS) legislation.

This quarterly report provides statistics captured in ROVER<sup>1</sup> on assessment timeframes for applications decided between 1 April 2024 and 30 June 2024.

## Explanatory notes

All data is sourced from ROVER via the Ready Access to Data Analytics and Reporting (RADAR) data management system in the Department of Infrastructure, Transport, Regional Development, Communications and the Arts as at 4 July 2024.

This report includes data on decided applications (new, varied and resubmitted) for the period 1 April to 30 June 2024.

The types of decisions made include to:

- grant an approval
- refuse to grant an approval
- enter a vehicle on the Specialist and Enthusiast Vehicles Register
- refuse to enter a vehicle on the Specialist and Enthusiast Vehicles Register
- issue an advisory notice that a thing is not a road vehicle
- refuse to issue an advisory notice that a thing is not a road vehicle
- refuse to consider an application.

Data on any application still under assessment has not been included in this report.

A new application is an application that has been submitted for the first time. A variation application is when an approval holder applies to make a change to an existing approval.

An assessment day is counted as a business day in the Australian Capital Territory. A business day under section 5 of the [Road Vehicle Standard Rules 2019](#) means a day that is not a Saturday, Sunday or public holiday in the Australian Capital Territory.

The processing time starts the day after the date the application is submitted and paid. However, if an application was submitted, assessed and decided on the same day, it is counted as one processing day.

The assessment clock pauses when the department makes a request for information (RFI) and then resumes after the applicant responds to the RFI.

The RVS legislation does not apply a formal timeframe for the department to assess variation applications. However, the department assesses vary applications in line with the legislated timeframe for each applications type.

The legislated timeframe for processing vehicle type approval, component type approval and Model Report approval applications is 60 business days. All other application types are 30 business days, including advisory notices, which are subject to a service charter timeframe of 30 business days.

-----  
<sup>1</sup> [ROVER](#) is the department's IT system that supports the administration of the RVS legislation and is the only system that can be used to submit applications.

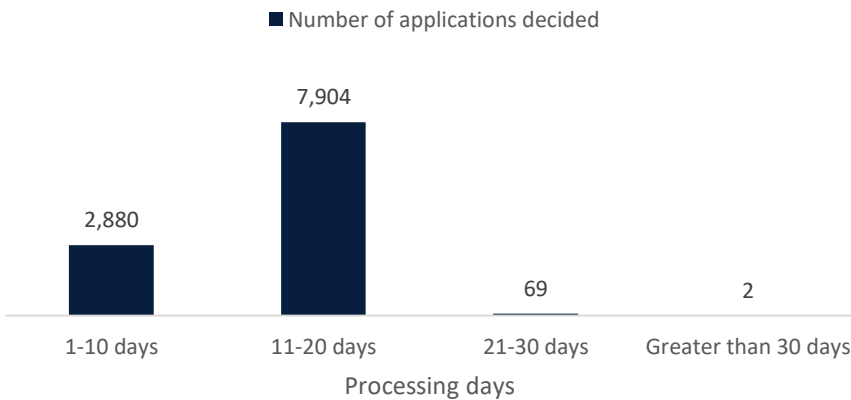
## Highlights

- There were 12,144 applications decided in this reporting period.
- For applications with a 30-day legislative timeframe, the majority (7,904) were decided between 11 and 20 days, and 2 applications took longer to assess than the legislated timeframe.
- For applications with a 60-day legislative timeframe, 86.9% (1,226) were decided within 40 days.
- New applications for Model Reports and testing facilities were resubmitted the most, with 41.5% and 40% of applications withdrawn and resubmitted respectively.

## Overview of applications assessed compared to legislated timeframes

### Assessment processing days for this quarter

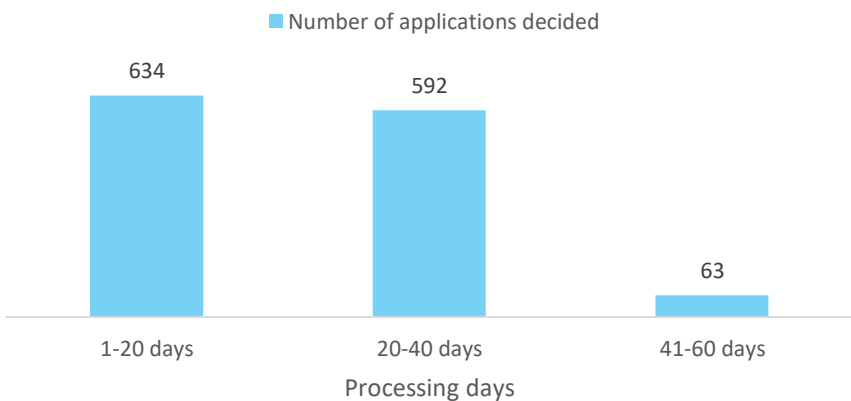
**Figure 1: Processing days for applications with a 30-day legislative timeframe**



Source notes.

1. Total number of all application types with a 30-day legislative decision timeframe and decided from 1 April to 30 June 2024.
2. Timeframe only includes processing days from the last submission to the decision date and excludes any previous submissions for the same application.
3. See [Explanatory notes](#) for details.

**Figure 2: Processing days for applications with a 60-day legislative timeframe**

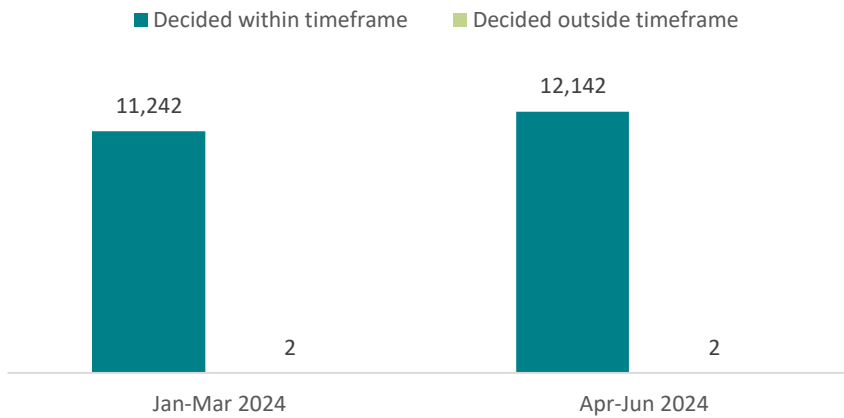


Source notes.

1. Total number of all application types with a 60-day legislative decision timeframe and decided from 1 April to 30 June 2024.
2. Timeframe only includes processing days from the last submission to the decision date and excludes any previous submissions for the same application.
3. See [Explanatory notes](#) for details.

## Application timeframes year to date

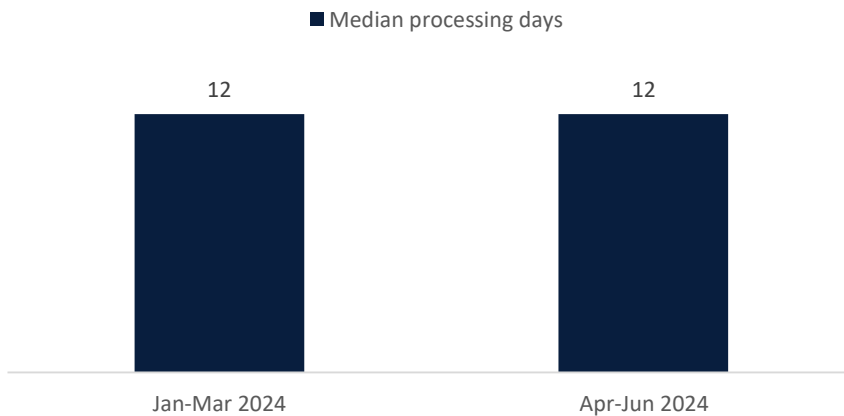
**Figure 3: Total number of applications decided within and outside of the legislated timeframes**



Source notes.

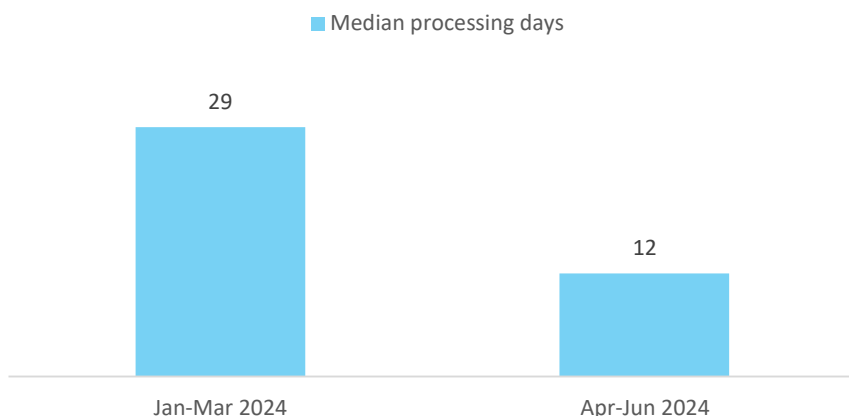
1. Total number of all application decided from 1 January to 30 June 2024.
2. Timeframe only includes processing days from the last submission to the decision date and excludes any previous submissions for the same application.
3. See [Explanatory notes](#) for details.

**Figure 4: Median processing days for application types with a 30-day legislative timeframe**



Source notes.

1. Total number of all application types with a 30-day legislative decision timeframe and decided from 1 January to 30 June 2024.
2. Timeframe only includes processing days from the last submission to the decision date and excludes any previous submissions for the same application.
3. See [Explanatory notes](#) for details.

**Figure 5: Median processing days for application types with a 60-day legislative timeframe**

Source notes.

1. Total number of all application types with a 60-day legislative decision timeframe and decided from 1 January to 30 June 2024.
2. Timeframe only includes processing days from the last submission to the decision date and excludes any previous submissions for the same application.
3. See [Explanatory notes](#) for details.

## Applications and assessment timeframes for this quarter

### Application numbers

**Table 1: Total number of applications decided by application type**

Application type	Applications decided
Vehicle type approval	1,025
Concessional RAV entry approval	9,813
Component type approval	160
Authorised vehicle verifier approval	5
Model Report approval	104
Registered automotive workshop approval	17
Specialist and Enthusiast Vehicles Register entry	41
Testing facility approval	25
Non-RAV entry import approval	411
Re-importation import approval	135
Advisory notice (not a road vehicle)	408
<b>Total</b>	<b>12,144</b>

Source notes.

1. Total number of all applications decided from 1 April to 30 June 2024.
2. See [Explanatory notes](#) for details.

## Assessment timeframes for new applications

**Table 2: Processing days for new applications from final submission to decision**

Application type	Applications decided	Average processing days	Median processing days
Vehicle type approval	443	15.6	6
Concessional RAV entry approval	9,607	12.3	13
Component type approval	149	21.9	22
Authorised vehicle verifier approval	4	4.5	5
Model Report approval	53	17.1	18
Registered automotive workshop approval	16	5.4	5
Specialist and Enthusiast Vehicles Register entry	41	4.1	4
Testing facility approval	10	5.5	6
Non-RAV entry import approval	383	9.1	10
Re-importation import approval	135	12.3	12
Advisory notice (not a road vehicle)	408	12.2	13
<b>Total</b>	<b>11,249</b>	<b>12.4</b>	<b>13</b>

Source notes.

1. Total number of applications decided from 1 April to 30 June 2024.
2. Processing days only include from the last submission to the decision date and exclude any previous submissions for the same application.
3. Median processing days is the mid-point or middle value of processing days for the application type.
4. See [Explanatory notes](#) for details.

**Table 3: Processing business days to decide new applications, including all previous submissions**

Application type	Applications decided	Average processing days	Median processing days
Vehicle type approval	443	22.5	17
Concessional RAV entry approval	9,607	12.5	13
Component type approval	149	24.6	25
Authorised vehicle verifier approval	4	4.5	5
Model Report approval	53	28.2	23
Registered automotive workshop approval	16	5.4	5
Specialist and Enthusiast Vehicles Register entry	41	4.2	4
Testing facility approval	10	6.8	7
Non-RAV entry import approval	383	9.2	10
Re-importation import approval	135	12.5	12



Application type	Applications decided	Average processing days	Median processing days
Advisory notice (not a road vehicle)	408	12.2	13
<b>Total</b>	<b>11,249</b>	<b>12.9</b>	<b>13</b>

Source notes.

1. Total number of applications decided from 1 April to 30 June 2024.
2. Processing days include from the first submission to a decision.
3. Median processing days is the mid-point or middle value of processing days for the application type.
4. See [Explanatory notes](#) for details.

**Table 4: Percentage of withdrawn and resubmitted new applications**

Application type	Applications submitted only once (%)	Applications withdrawn and resubmitted (%)
Vehicle type approval	78.6%	21.4%
Concessional RAV entry approval	97.3%	3.7%
Component type approval	90.6%	9.4%
Authorised vehicle verifier	100%	0%
Model Report	58.5%	41.5%
Registered automotive workshop	93.8%	6.3%
Specialist and Enthusiast Vehicles Register entry	90.2%	9.8%
Testing facility approval	60.0%	40.0%
Non-RAV entry import approval	97.4%	2.6%
Re-importation import approval	97.8%	2.2%
Advisory notice (not a road vehicle)	100%	0%
<b>Total</b>	<b>96.3%</b>	<b>3.7%</b>

Source notes.

1. Total number of applications decided from 1 April to 30 June 2024.
2. Applications for an advisory notice could not be withdrawn and resubmitted in ROVER during this period.
3. See [Explanatory notes](#) for details.

## Assessment timeframes for applications to vary an approval

**Table 5: Processing days to decide variation applications**

Application type	Applications decided	Average processing days	Median processing days
Vehicle type approval	582	24.5	32
Concessional RAV entry approval	206	1.8	1
Component type approval	11	17.2	6

Application type	Applications decided	Average processing days	Median processing days
Authorised vehicle verifier approval	1	5	5
Model Report approval	51	10.6	8
Registered automotive workshop approval	1	9	9
Testing facility approval	15	9.4	10
Non-RAV entry import approval	28	1.2	1
Re-importation import approval	0	-	-
<b>Total</b>	<b>895</b>	<b>17.4</b>	<b>10</b>

Source notes.

1. Total number of variation applications decided from 1 April to 30 June 2024.
2. Processing days only include from the last submission to a decision and exclude any previous submissions for the same application.
3. Median processing days is the mid-point or middle value of processing days for the application type.
4. See [Explanatory notes](#) for details.